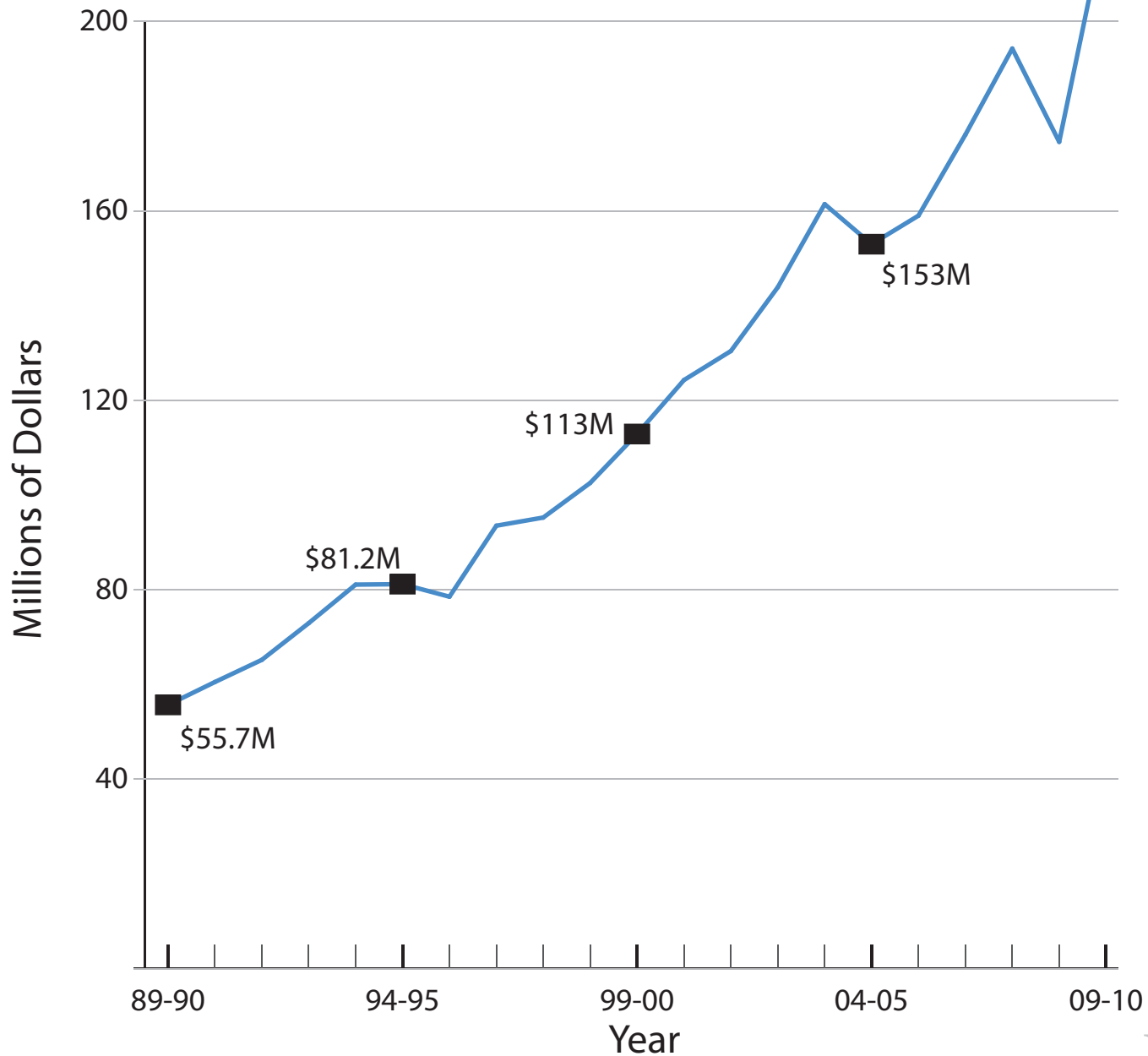


Sponsored Project Award Totals 1989-2010



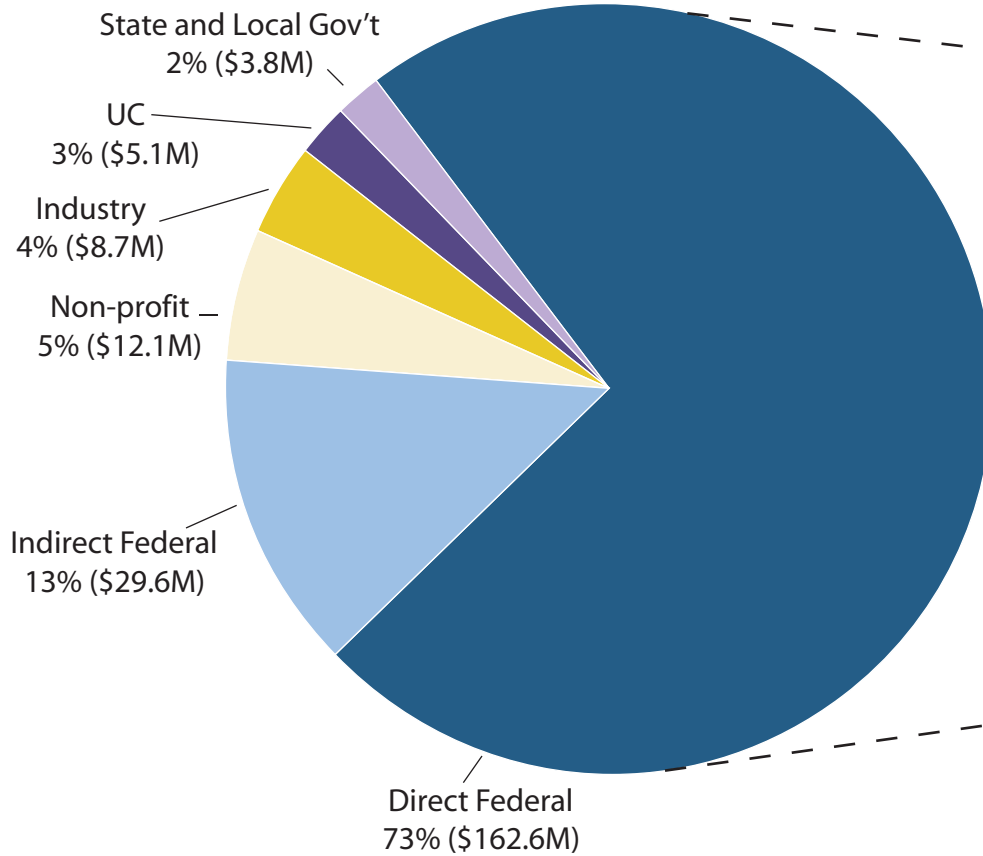
Sponsored Project Totals from July 1 to June 30

2009-10 Awards by Sponsor Type

Including Direct Federal Sponsors

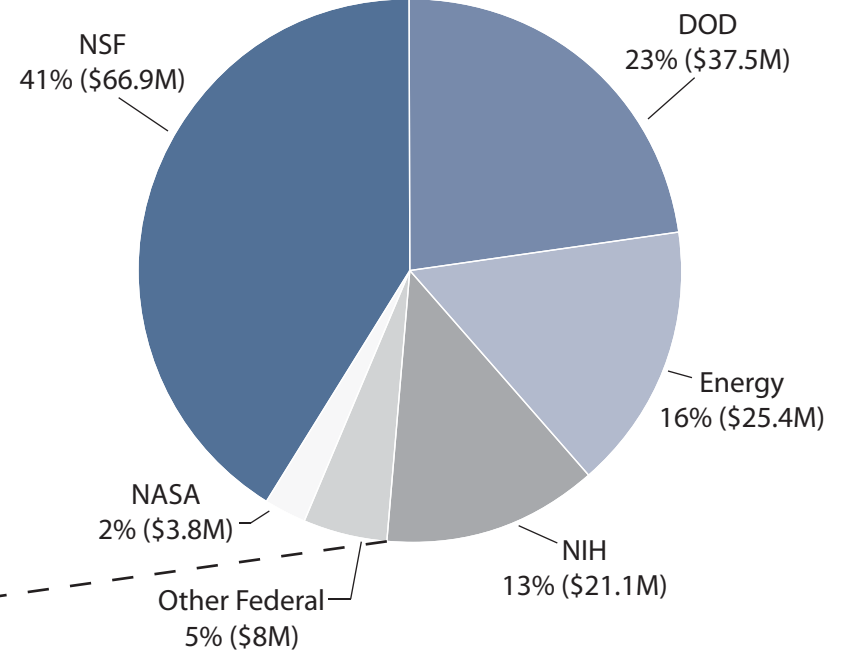
Total Awards

\$222M



Direct Federal Awards

\$163M

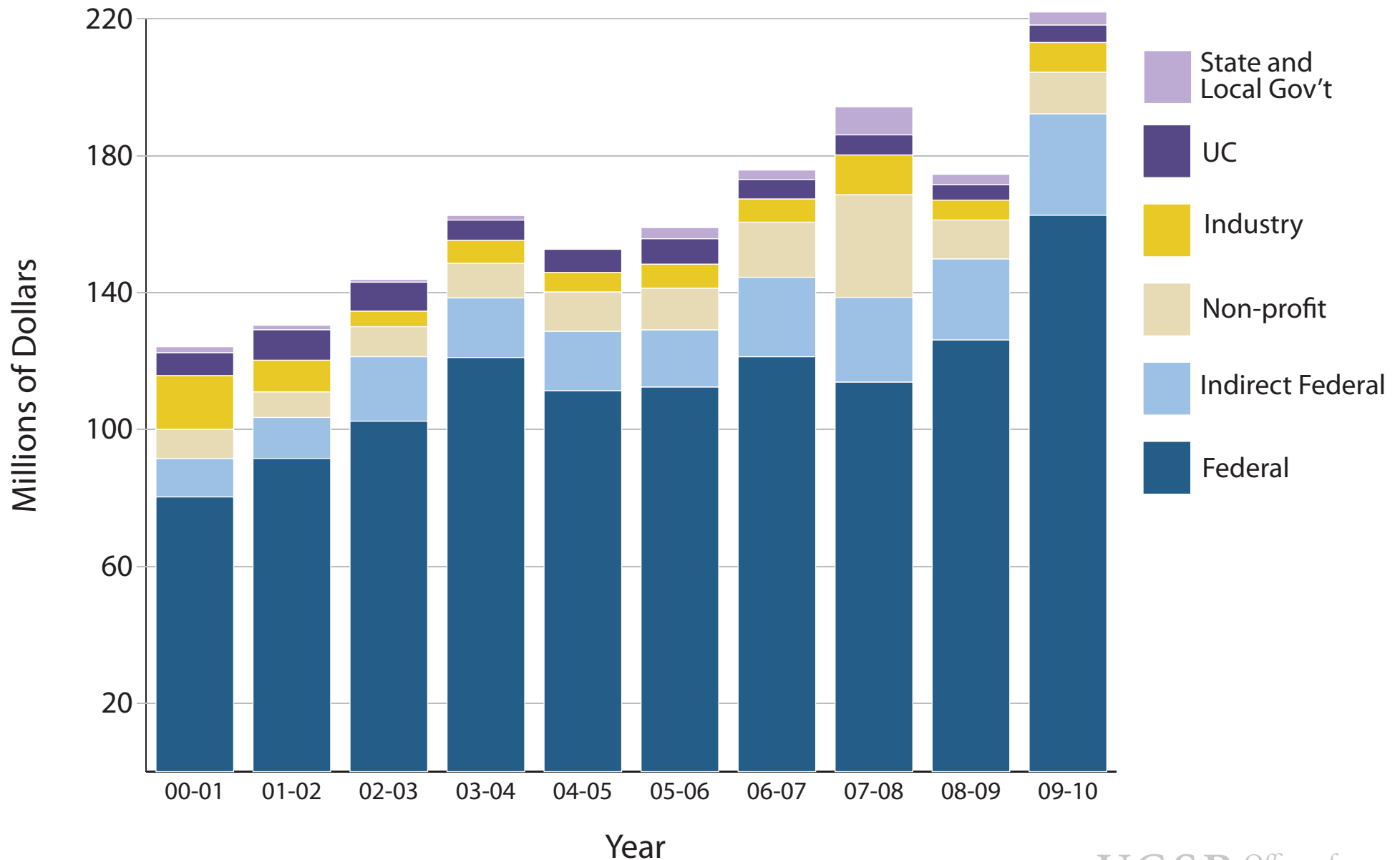


Awards in the "Indirect Federal" category were given initially to another institution for a multi-institution project, then flowed through for work performed at UCSB. Of the \$29.6M in indirect federal flowthrough, non-profit sponsors provided \$13.7M; industry, \$8.8M; UC, \$6.6M; and state & local government, \$450K. Thus 87% of the total sponsored project funding originates with the federal government.

Sponsored Project Totals from July 1, 2009 to June 30, 2010.

Sponsored Project Award Totals by Sponsor Type

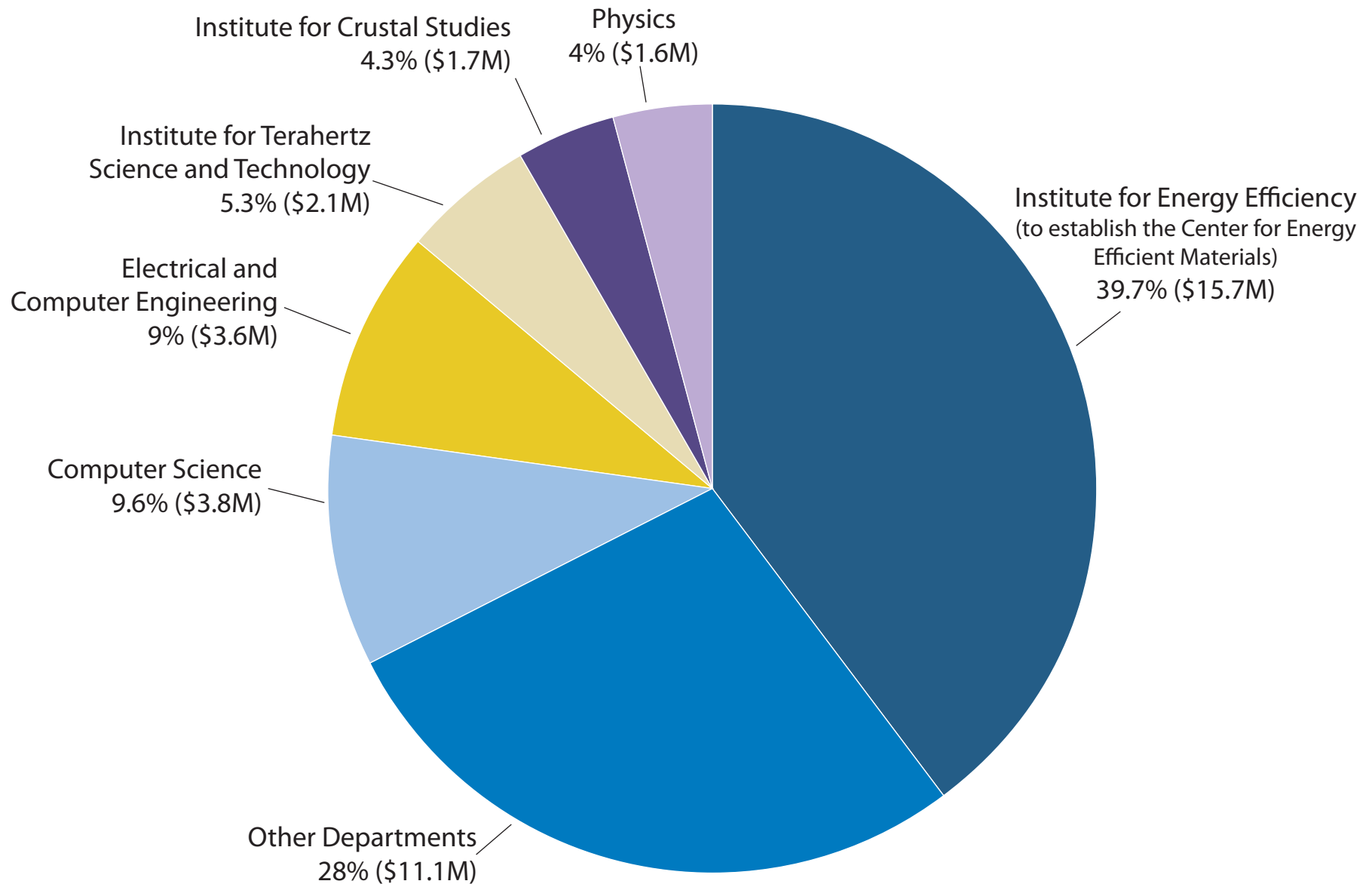
2000–2010



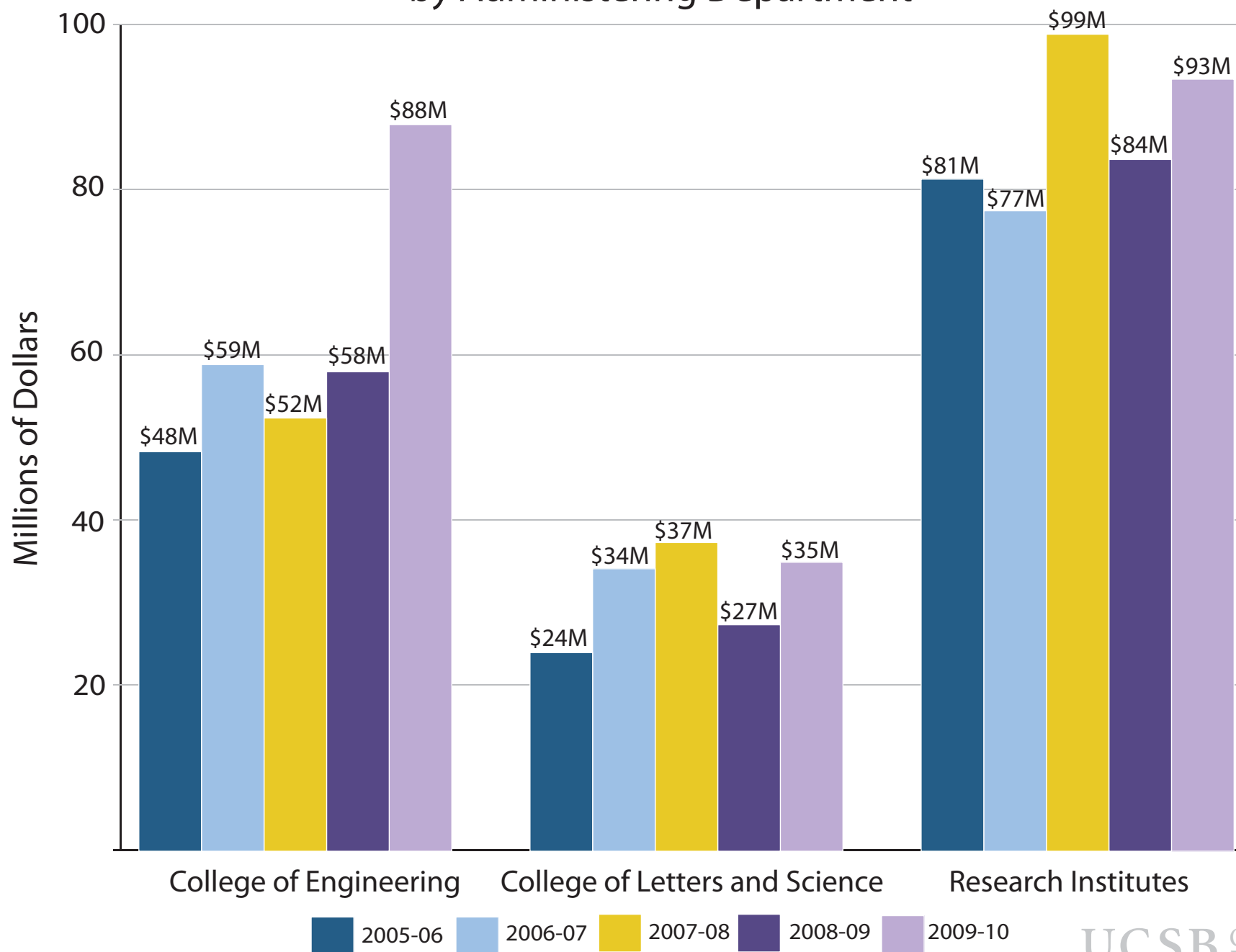
Sponsored Project Totals from July 1 to June 30

2009-10 American Recovery and Reinvestment Act Funding By Department

\$39.5M Total



Extramural Awards 2005–2010 by Administering Department



Sponsored Project Totals from July 1 to June 30

Extramural Awards 2007 – 2010 by Administrative Department Detail

College of Engineering	2007-08	2008-09	2009-10
College of Engineering	\$ 882,398	\$ 93,581	\$ 290,630
Chemical Engineering	\$ 6,122,026	\$ 8,813,690	\$ 8,164,699
Computer Science	\$ 4,683,952	\$ 3,754,814	\$ 12,492,967
Electrical & Computer Engineering	\$ 21,794,254	\$ 22,643,873	\$ 35,748,775
Materials	\$ 9,594,641	\$ 10,715,892	\$ 11,776,773
Materials Research Laboratory	\$ 3,953,382	\$ 5,900,487	\$ 12,297,695
Mechanical Engineering	\$ 3,192,938	\$ 4,101,480	\$ 5,095,794
Mitsubishi Chemical Center for Advanced Materials	\$ 2,095,373	\$ 1,884,882	\$ 1,884,115
Total	\$ 52,318,964	\$ 57,908,699	\$ 87,751,448

College of Letters & Science	2007-08	2008-09	2009-10
Art Museum	\$ 400,000	\$ 240,000	\$ 135,000
Black Studies	\$ -	\$ 36,780	\$ -
Chemistry & Biochemistry	\$ 4,969,265	\$ 6,098,505	\$ 8,036,602
Chemistry & Biochemistry (CPOS) - Moved to CNSI 09'	\$ 2,734,880	\$ -	\$ -
Chicano Studies	\$ 1,500	\$ -	\$ -
College of Letters & Science	\$ 180,335	\$ 116,666	\$ 41,174
Dramatic Art	\$ -	\$ 1,500	\$ 10,000
Ecology, Evolution & Marine Biology	\$ 1,433,021	\$ 342,593	\$ -
English	\$ 422,800	\$ 58,000	\$ 395,000
French & Italian	\$ 30,000	\$ -	\$ -
Geography	\$ 4,588,466	\$ 5,378,537	\$ 4,273,305
Global & International Studies	\$ -	\$ 491,000	\$ 15,000
History	\$ 214,041	\$ 21,000	\$ 66,421
History of Art & Architecture	\$ -	\$ -	\$ 37,000
Interdisciplinary Humanities Center	\$ 638,427	\$ 769,790	\$ 425,324
Mathematics	\$ 1,592,628	\$ 643,761	\$ 1,475,848
Media Arts & Technology Program	\$ 96,594	\$ -	\$ -
Molecular, Cellular & Developmental Biology	\$ 3,662,199	\$ 2,194,003	\$ 2,610,598
Philosophy	\$ -	\$ -	\$ 109,500
Physics	\$ 8,803,538	\$ 6,893,350	\$ 11,821,802
Psychology	\$ 6,987,737	\$ 3,919,510	\$ 5,340,265
Religious Studies	\$ -	\$ 80,000	\$ 5,340

Extramural Awards 2007 – 2010 by Administrative Department Detail

College of Letters & Science (Cont.)

Sociology	\$ 77,500	\$ -	\$ -
Spanish & Portuguese	\$ -	\$ -	\$ 2,350
Statistics & Applied Probability	\$ 447,921	\$ 64,329	\$ 90,029
Theater and Dance (formerly Dramatic Art)	\$ 1,500	\$ 1,500	\$ -
Total	\$ 37,282,352	\$ 27,350,824	\$ 34,890,558

Donald Bren School of Environ Sci & Mgmt

	2007-08	2008-09	2009-10
Total	\$ 514,652	\$ 235,645	\$ 199,595

Gevirtz Graduate School of Education

	2007-08	2008-09	2009-10
GSE/Research Administration	\$ 2,038,130	\$ 2,877,450	\$ 2,607,099
Total	\$ 2,038,130	\$ 2,877,450	\$ 2,607,099

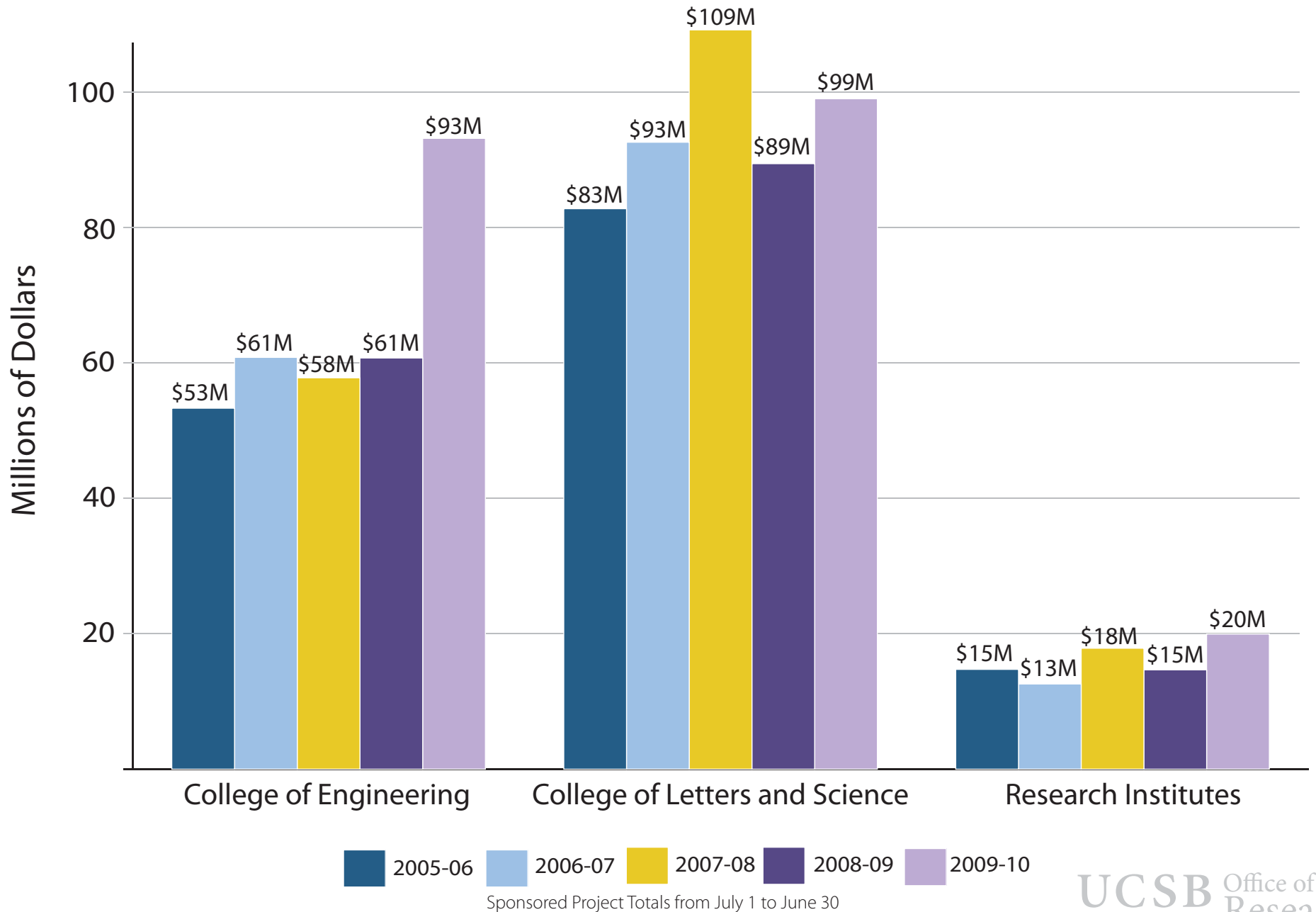
Organized Research Units

	2007-08	2008-09	2009-10
California NanoSystems Institute	\$ 11,032,062	\$ 9,401,364	\$ 9,798,000
California NanoSystems Institute (CPOS)	\$ -	\$ 3,660,964	\$ 2,621,612
Center for Black Studies Research	\$ 10,000	\$ 52,750	\$ 8,000
Chicano Studies Institute	\$ 326,717	\$ 16,500	\$ 21,857
Inst for Computational Earth System Science	\$ 6,011,237	\$ 7,405,740	\$ 8,109,968
Inst for Crustal Studies	\$ 2,867,199	\$ 1,880,123	\$ 4,089,731
Inst for Social, Behavioral, & Econ Research	\$ 6,346,065	\$ 5,704,073	\$ 5,776,574
Kavli Inst for Theoretical Physics	\$ 4,862,000	\$ 4,613,278	\$ 4,744,838
Inst for Collaborative Biotechnologies	\$ 13,290,491	\$ 21,905,872	\$ 17,482,819
Inst for Terahertz Science & Technology (formerly Inst for Quantum & Complex Dynamics)	\$ 4,338,785	\$ 2,966,777	\$ 4,202,230
Marine Science Institute (MSI)	\$ 17,255,219	\$ 14,031,251	\$ 19,749,880
National Center for Ecological Analysis and Synthesis (MSI)	\$ 8,493,950	\$ 5,143,933	\$ 4,389,909
Neuroscience Research Institute	\$ 23,837,636	\$ 6,769,879	\$ 12,247,088
Total	\$ 98,671,361	\$ 83,552,504	\$ 93,242,506

Extramural Awards 2007 – 2010 by Administrative Department Detail

Other	2007-08	2008-09	2009-10
Admissions	\$ 100,000	\$ -	\$ -
Arts & Lectures	\$ 25,000	\$ 35,000	\$ 50,000
Associated Students	\$ 175,000	\$ -	\$ -
Davidson Library	\$ 965,170	\$ 61,610	\$ -
Executive Vice Chancellor	\$ 39,690	\$ -	\$ -
Graduate Division	\$ 1,495,643	\$ 1,441,388	\$ 2,172,895
Orfalea Family Children's Center	\$ 531,222	\$ 491,161	\$ 478,858
Student Health Service	\$ 1,000	\$ 198,407	\$ 196,975
VC Student Affairs	\$ 100,000	\$ 424,962	\$ 426,280
Women's Center	\$ 15,437	\$ -	\$ -
Total	\$ 3,448,162	\$ 2,652,528	\$ 3,325,008

Extramural Awards 2005–2010 by Home Department



Extramural Awards 2008 – 2010 by Home Department Detail

College of Engineering	2007-08	2008-09	2009-10
College of Engineering	\$ 574,530	\$ 370,553	\$ -
Chemical Engineering	\$ 10,443,054	\$ 10,577,331	\$ 11,909,840
Computer Science	\$ 4,780,546	\$ 4,254,814	\$ 12,912,967
Electrical & Computer Engineering	\$ 22,210,931	\$ 22,683,873	\$ 35,748,775
Materials	\$ 12,653,131	\$ 16,102,544	\$ 23,397,454
Materials Research Laboratory	\$ 22,089	\$ 29,336	\$ 22,089
Mechanical Engineering	\$ 7,108,220	\$ 6,698,425	\$ 9,157,343
Total	\$ 57,792,501	\$ 60,716,876	\$ 93,148,468

College of Letters & Science	2007-08	2008-09	2009-10
Anthropology	\$ 876,921	\$ 1,010,735	\$ 981,294
Art Museum	\$ 400,000	\$ 240,000	\$ 135,000
Black Studies	\$ 10,000	\$ 44,780	\$ -
Chemistry & Biochemistry	\$ 7,989,185	\$ 11,318,708	\$ 12,506,704
Chemistry & Biochemistry (CPOS) Moved to CNSI 09'	\$ -	\$ -	\$ -
Chicano Studies	\$ 41,190	\$ 1,500	\$ -
Communication	\$ 260,000	\$ -	\$ -
Dramatic Art	\$ -	\$ -	\$ 35,187
Earth Science	\$ 2,306,816	\$ 1,823,669	\$ 4,645,546
East Asian Languages & Cultural Studies	\$ 181,500	\$ 221,500	\$ -
Ecology, Evolution & Marine Biology	\$ 14,338,677	\$ 10,382,382	\$ 9,859,750
Economics	\$ 779,110	\$ 1,132,994	\$ 742,021
English	\$ 422,800	\$ 102,750	\$ 403,000
Environmental Studies Program	\$ -	\$ -	\$ 128,782
Feminist Studies	\$ 1,880,846	\$ 884,996	\$ 1,104,050
Film Studies	\$ 4,000	\$ 274,008	\$ -
French & Italian	\$ 35,000	\$ 5,000	\$ 18,988
Geography	\$ 5,650,021	\$ 6,310,225	\$ 5,712,310
Global & International Studies	\$ -	\$ 73,000	\$ -
History	\$ 383,267	\$ 87,230	\$ 67,921

Extramural Awards 2008 – 2010 by Home Department Detail

College of Letters & Science (Cont.)

History of Art & Architecture	\$ -	\$ 1,500	\$ 37,000
Interdisciplinary Humanities Center	\$ 3,750	\$ -	\$ -
Law & Society Program	\$ 10,000	\$ -	\$ -
Linguistics	\$ 299,664	\$ 176,851	\$ 319,141
Mathematics	\$ 1,732,176	\$ 653,761	\$ 2,125,844
Molecular, Cellular & Developmental Biology	\$ 24,569,773	\$ 25,604,198	\$ 24,480,926
Music	\$ 194,000	\$ -	\$ -
Philosophy	\$ -	\$ -	\$ 109,500
Physics	\$ 26,561,248	\$ 22,140,834	\$ 26,497,589
Political Science	\$ 450,669	\$ 462,000	\$ 321,500
Psychology	\$ 17,593,801	\$ 4,348,150	\$ 7,450,599
Religious Studies	\$ 340,261	\$ 707,493	\$ 372,827
Sociology	\$ 936,580	\$ 863,104	\$ 464,812
Spanish & Portuguese	\$ 4,000	\$ -	\$ 2,350
Speech & Hearing Sciences	\$ 464,817	\$ 473,703	\$ 384,184
Statistics & Applied Probability	\$ 447,921	\$ 64,329	\$ 90,029
Theater and Dance (formerly Dramatic Art)	\$ -	\$ 1,500	\$ -
Total	\$ 109,167,993	\$ 89,410,900	\$ 98,996,854

Donald Bren School of Environ Sci & Mgmt

	2007-08	2008-09	2009-10
	\$ 3,644,703	\$ 4,065,894	\$ 3,982,719
Total	\$ 3,644,703	\$ 4,065,894	\$ 3,982,719

Gevirtz Graduate School of Education

	2007-08	2008-09	2009-10
Education	\$ -	\$ 2,036,853	\$ 3,434,050
Gevirtz Graduate School of Education	\$ 2,237,312	\$ 1,093,510	\$ 55,777
GSE/Research Administration	\$ 160,818	\$ -	\$ -
Counseling, Clinical, & School Psychology	\$ -	\$ 1,188,475	\$ 1,278,167
Total	\$ 2,398,130	\$ 4,318,838	\$ 4,767,994

Extramural Awards 2008 – 2010 by Home Department Detail

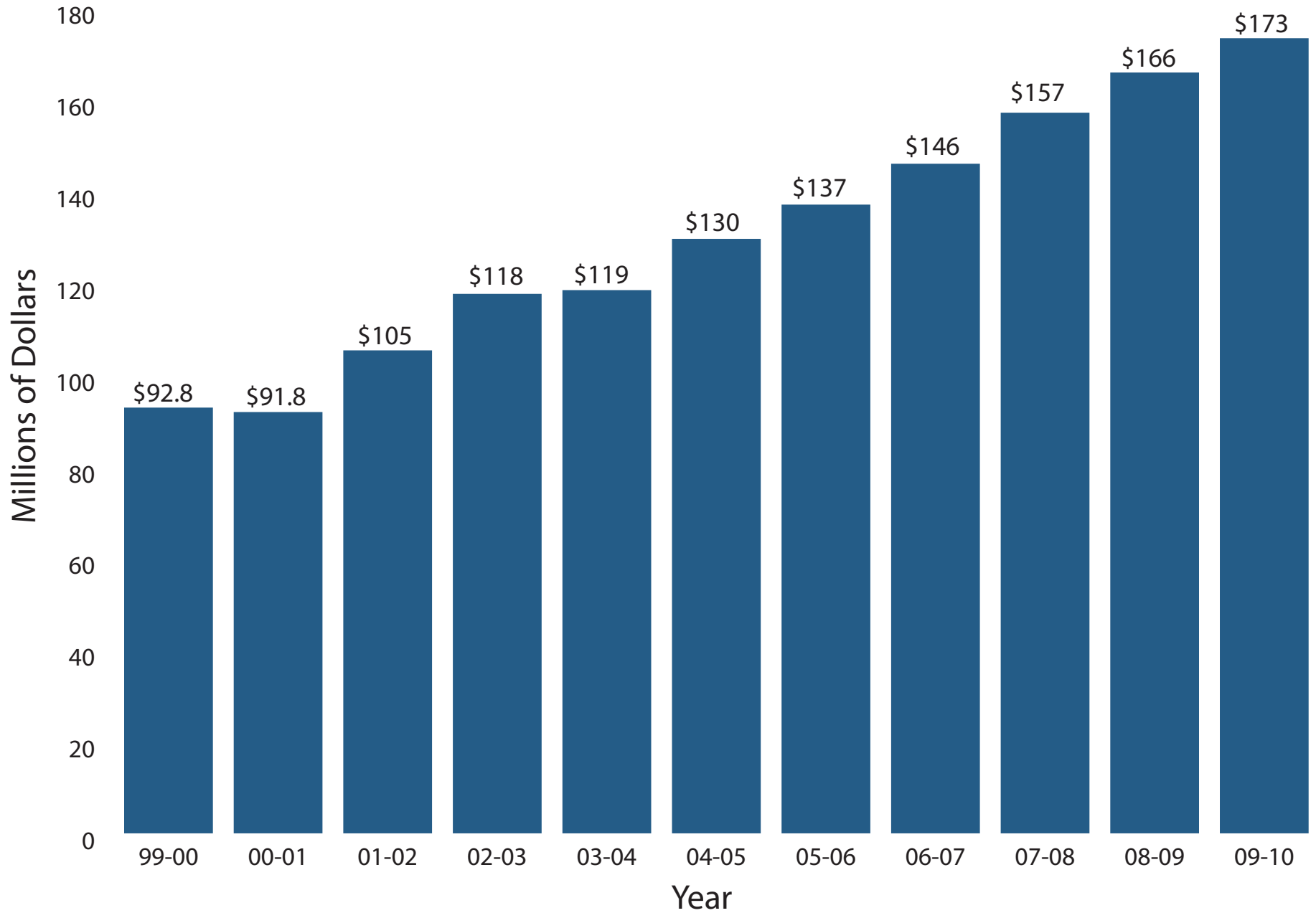
Organized Research Units

	2007-08	2008-09	2009-10
California NanoSystems Institute	\$ 426,227	\$ -	\$ 150,000
Inst for Computational Earth System Science	\$ 1,841,972	\$ 2,594,112	\$ 1,670,761
Inst for Crustal Studies	\$ 1,152,112	\$ 612,961	\$ 828,506
Inst for Polymers & Organic Solids	\$ -	\$ -	\$ 58,400
Inst for Social, Behavioral, & Econ Research	\$ 647,353	\$ 979,203	\$ 1,261,027
Kavli Inst for Theoretical Physics	\$ -	\$ 91,278	\$ 360,493
Inst for Collaborative Biotechnologies	\$ 49,121	\$ 92,210	\$ 54,729
Marine Science Institute (MSI)	\$ 8,018,691	\$ 7,011,831	\$ 11,783,050
National Center for Ecological Analysis and Synthesis (MSI)	\$ 4,265,519	\$ 674,526	\$ 812,726
Neuroscience Research Institute	\$ 1,459,327	\$ 2,609,485	\$ 2,976,374
Total	\$ 17,860,322	\$ 14,665,606	\$ 19,956,066

Other

	2007-08	2008-09	2009-10
Arts & Lectures	\$ 25,000	\$ 35,000	\$ 50,000
Associated Students	\$ 175,000	\$ -	\$ 426,280
Campus Outreach Initiatives	\$ -	\$ 186,896	\$ 12,000
Davidson Library	\$ 960,000	\$ 61,610	\$ -
Executive Vice Chancellor	\$ 5,170	\$ -	\$ -
Graduate Division	\$ 1,495,643	\$ -	\$ -
Orfalea Family Children's Center	\$ 531,222	\$ 491,161	\$ 478,858
Student Health Service	\$ 1,000	\$ 198,407	\$ 196,975
University Extension	\$ 100,000	\$ -	\$ -
Upward Bound	\$ 15,437	\$ 424,962	\$ -
VC Student Affairs	\$ 100,000	\$ -	\$ -
Total	\$ 3,408,472	\$ 1,398,036	\$ 1,164,113

Research Expenditures 2000–2010



Source: UCSB Accounting Office
Campus Financial Schedule B - includes research expenditures from all sources; direct costs only.