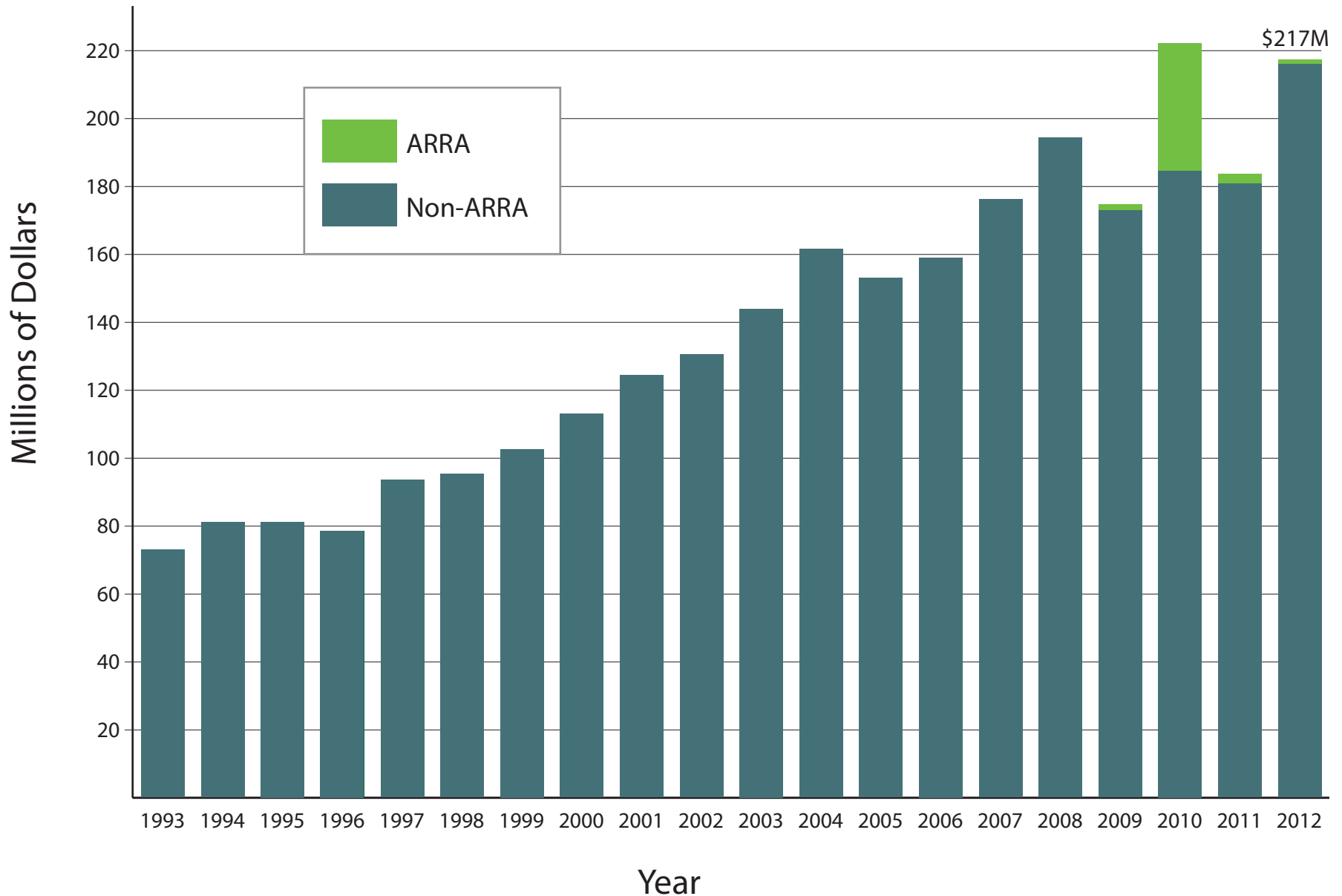


# Sponsored Project Award Totals 1992-2012



Sponsored Project Totals from July 1 to June 30

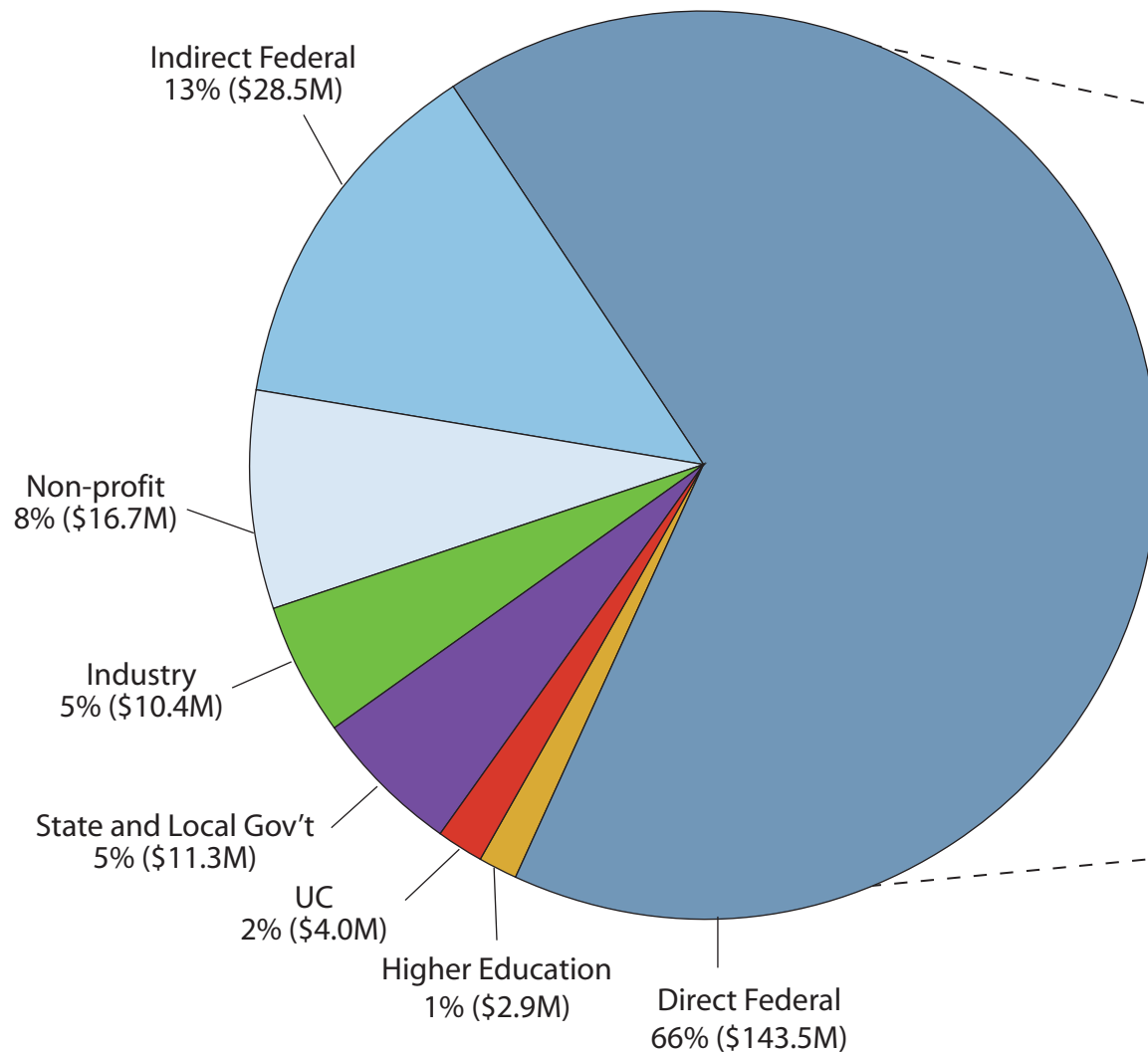
# 2011–12 Awards by Sponsor Type

## Including Direct Federal Sponsors

Awards in the "Indirect Federal" category were given initially to another institution for a multi-institution project, then flowed through for work performed at UCSB. Of the \$28.5M in indirect flowthrough, nonprofit sponsors provided \$5.8M; industry, \$6.4M; state & local government, \$0.4M; Higher Education, \$11.4M and UC, \$4.5M. Thus 79% of the total sponsored project funding originates with the federal government.

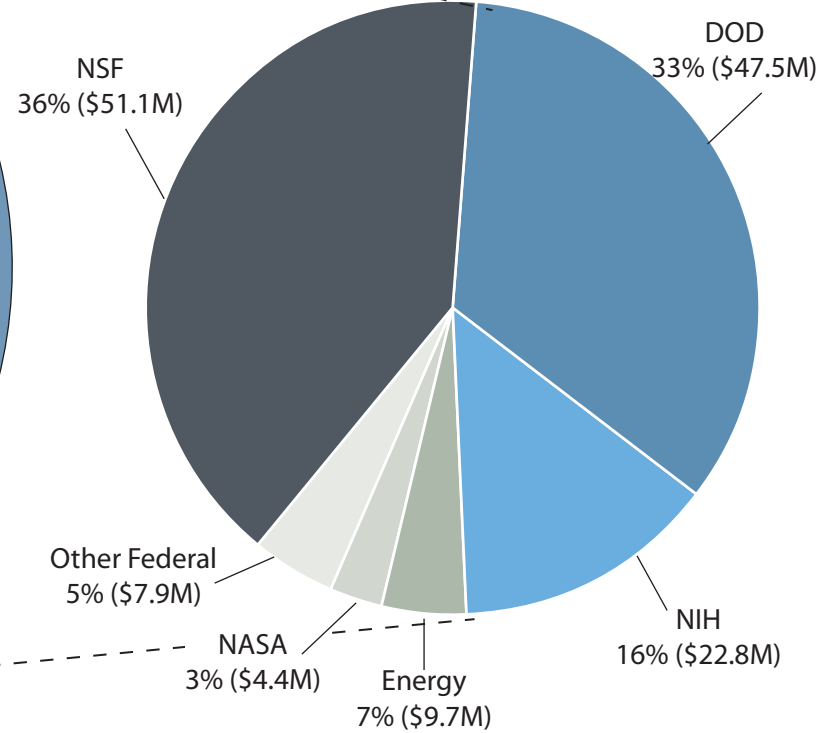
### Total Awards

\$217M



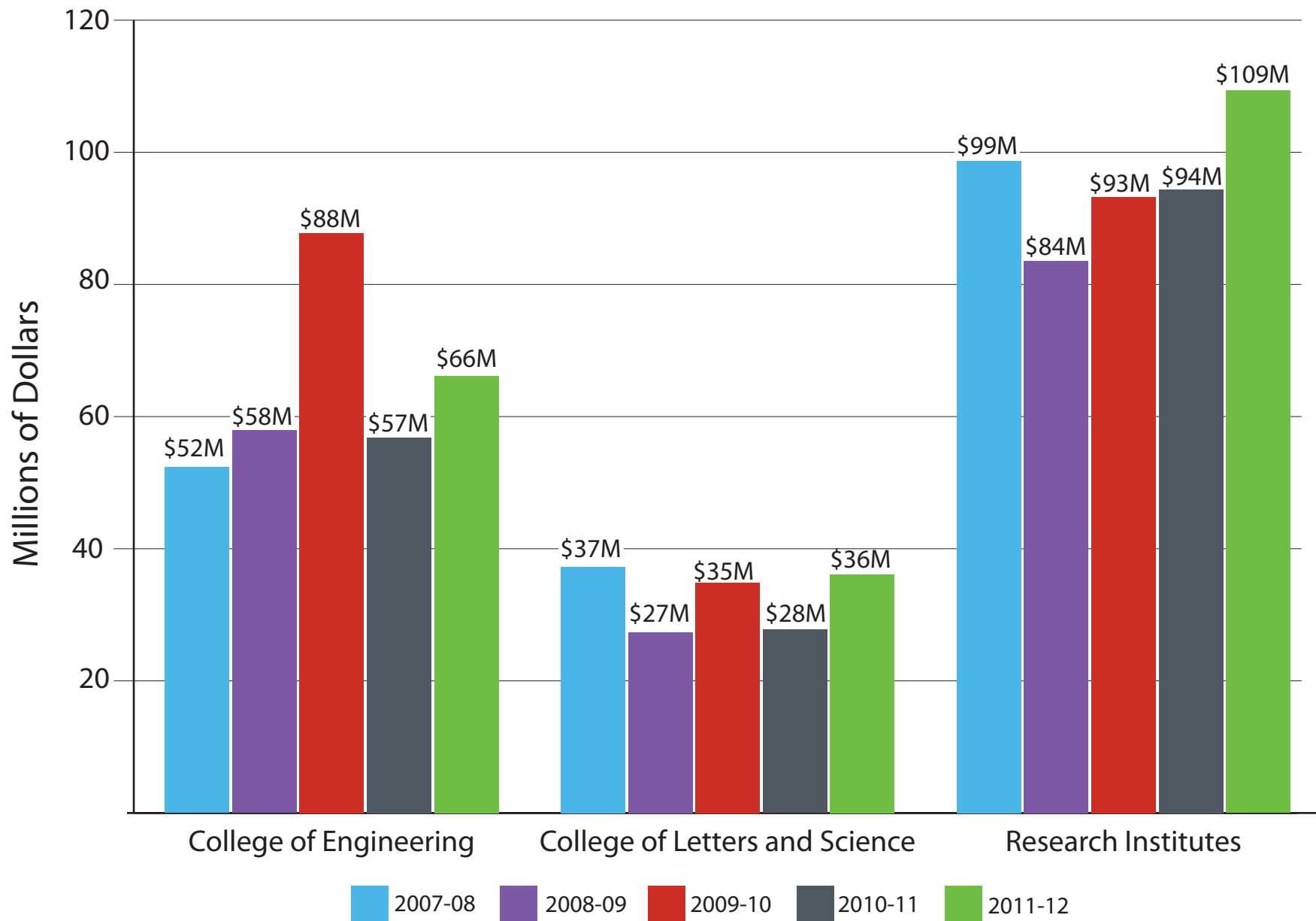
### Direct Federal Awards

\$143M



# Extramural Awards 2007-2012

## by Administering Department



## Extramural Awards 2009 – 2012 by Administrative Department Detail

<b>College of Engineering</b>	<b>2009-10</b>	<b>2010-11</b>	<b>2011-12</b>
College of Engineering	\$ 290,630	\$ -	\$ -
Chemical Engineering	\$ 8,164,699	\$ 6,882,869	\$ 7,210,314
Computer Science	\$ 12,492,967	\$ 5,153,644	\$ 9,233,080
Electrical & Computer Engineering	\$ 35,748,775	\$ 22,200,801	\$ 21,983,945
Materials	\$ 11,776,773	\$ 9,121,209	\$ 9,038,927
Materials Research Laboratory	\$ 12,297,695	\$ 6,138,715	\$ 11,619,248
Mechanical Engineering	\$ 5,095,794	\$ 6,319,832	\$ 5,777,035
Mitsubishi Chemical Center for Advanced Materials	\$ 1,884,115	\$ 1,000,000	\$ 1,310,000
<b>Total</b>	<b>\$ 87,751,448</b>	<b>\$ 56,817,070</b>	<b>\$ 66,172,549</b>

<b>College of Letters &amp; Science</b>	<b>2009-10</b>	<b>2010-11</b>	<b>2011-12</b>
Art Museum	\$ 135,000	\$ -	\$ 58,647
Chemistry & Biochemistry	\$ 8,036,602	\$ 8,853,167	\$ 8,509,001
Dramatic Art	\$ 10,000	\$ -	\$ -
English	\$ 395,000	\$ 85,294	\$ 380,000
Geography	\$ 4,273,305	\$ 4,971,267	\$ 3,940,331
History	\$ 66,421	\$ 17,500	\$ 50,400
Interdisciplinary Humanities Center	\$ 425,324	\$ 614,506	\$ 1,127,261
Mathematics	\$ 1,475,848	\$ 1,861,061	\$ 834,353
Molecular, Cellular & Developmental Biology	\$ 2,610,598	\$ 3,227,630	\$ 3,640,964
Physics	\$ 11,821,802	\$ 4,515,953	\$ 10,384,648
Psychology	\$ 5,340,265	\$ 3,249,020	\$ 7,089,714
Religious Studies	\$ 5,340	\$ 9,732	\$ -
Sociology	\$ -	\$ -	\$ 20,500
Spanish & Portuguese	\$ 2,350	\$ -	\$ -
Statistics & Applied Probability	\$ 90,029	\$ 299,970	\$ 59,508
<b>Total</b>	<b>\$ 34,687,884</b>	<b>\$ 27,705,100</b>	<b>\$ 36,095,327</b>

**Donald Bren School of Environ Sci & Mgmt**

	2009-10	2010-11	2011-12
<b>Total</b>	\$ 199,595	\$ 1,100,789	\$ 500,590

**Gevirtz Graduate School of Education**

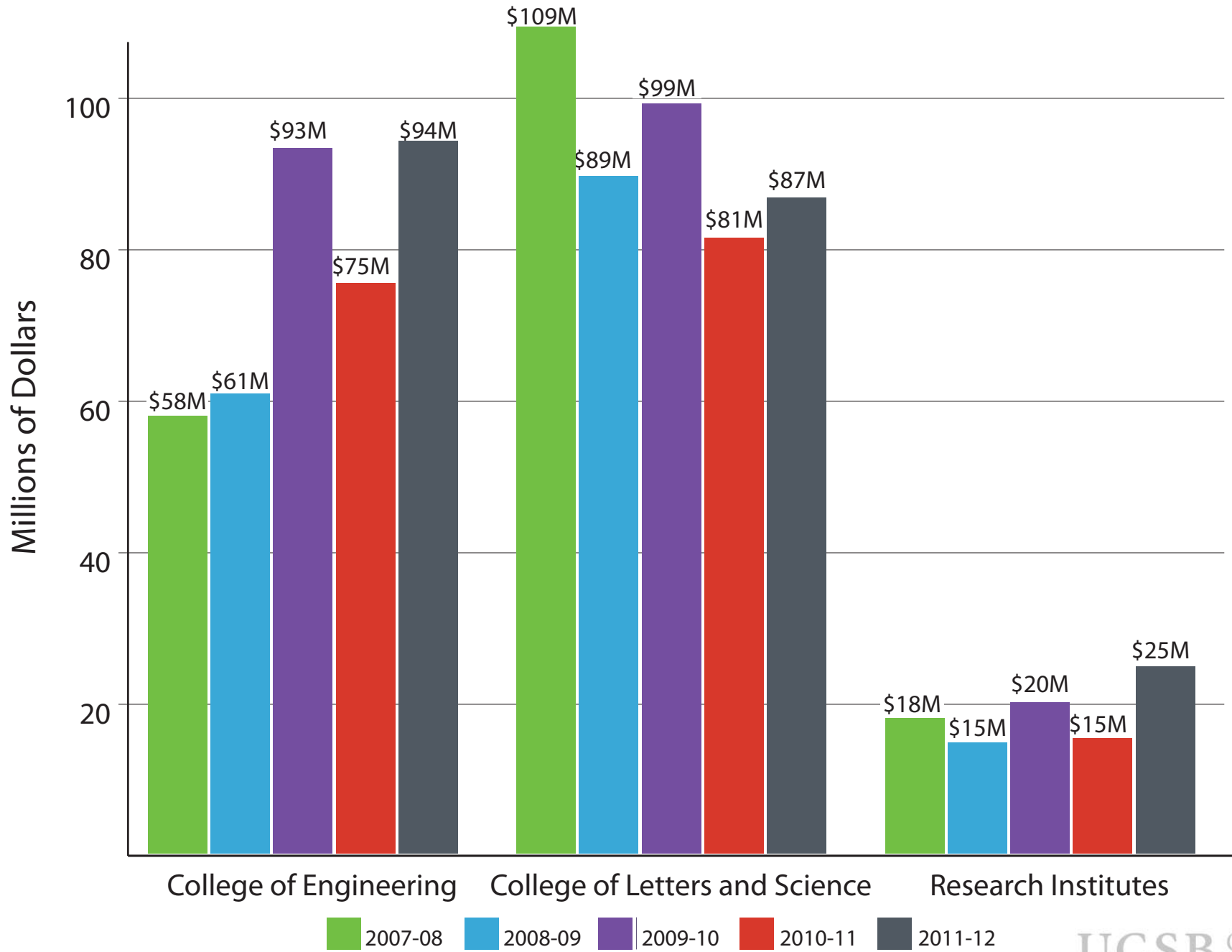
	2009-10	2010-11	2011-12
<b>Total</b>	\$ 2,607,099	\$ 1,080,003	\$ 1,434,086

**Organized Research Units**

	2009-10	2010-11	2011-12
California NanoSystems Institute	\$ 9,798,000	\$ 14,616,330	\$ 11,529,046
California NanoSystems Institute (CPOS)	\$ 2,621,612	\$ 4,099,372	
Center for Black Studies Research	\$ 8,000	\$ -	
Center for Polymers & Organic Solids			\$ 1,605,299
Chicano Studies Institute	\$ 21,857	\$ 69,864	\$ 353,846
Earth Research Institute (ERI)	\$ -	\$ 13,420,924	\$ 10,565,359
Earth Research Institute (CCBER)	\$ -	\$ 344,824	\$ 116,655
Inst for Computational Earth System Science (Moved to ERI FY11)	\$ 8,109,968	\$ -	
Inst for Crustal Studies (Moved to ERI FY11)	\$ 4,089,731	\$ -	
Inst for Social, Behavioral, & Econ Research	\$ 5,776,574	\$ 5,896,931	\$ 10,048,526
Kavli Inst for Theoretical Physics	\$ 4,744,838	\$ 4,352,761	\$ 8,956,960
Inst for Collaborative Biotechnologies	\$ 17,482,819	\$ 18,357,597	\$ 27,967,510
Inst for Terahertz Science & Technology (formerly Inst for Quantum & Complex Dynamics)	\$ 4,202,230	\$ 1,535,010	\$ 2,694,812
Marine Science Institute (MSI)	\$ 19,749,880	\$ 18,927,306	\$ 21,910,558
National Center for Ecological Analysis and Synthesis (MSI)	\$ 4,389,909	\$ 4,119,614	\$ 861,736
Neuroscience Research Institute	\$ 12,247,088	\$ 8,635,489	\$ 12,716,748
<b>Total</b>	\$ 93,242,506	\$ 94,376,022	\$ 109,327,055

<b>Other</b>	<b>2009-10</b>	<b>2010-11</b>	<b>2011-12</b>
Arts & Lectures	\$ 50,000	\$ 30,000	\$ 50,000
Center for Bioengineering	\$ -	\$ -	\$ 246,040
Davidson Library	\$ -	\$ 300,000	\$ 283,131
Graduate Division	\$ 2,172,895	\$ 1,204,256	\$ 2,423,096
Orfalea Family Children's Center	\$ 478,858	\$ 526,915	\$ 424,214
Student Health Service	\$ 196,975	\$ 40,840	\$ 41,550
VC Student Affairs	\$ 426,280	\$ 414,076	\$ 360,000
Women's Center	\$ -	\$ 20,014	\$ -
<b>Total</b>	<b>\$ 3,325,008</b>	<b>\$ 2,536,101</b>	<b>\$ 3,828,031</b>

# Extramural Awards 2007-2012 by Home Department



Sponsored Project Totals from July 1 to June 30

## Extramural Awards 2009 – 2012 by Home Department Detail

<b>College of Engineering</b>	<b>2009-10</b>	<b>2010-11</b>	<b>2011-12</b>
Chemical Engineering	\$ 11,909,840	\$ 23,628,871	\$ 32,957,726
Computer Science	\$ 12,912,967	\$ 4,893,418	\$ 9,333,080
Electrical & Computer Engineering	\$ 35,748,775	\$ 21,640,801	\$ 21,623,945
Materials	\$ 23,397,454	\$ 14,352,726	\$ 19,685,741
Materials Research Laboratory	\$ 22,089	\$ 2,613	\$ 133,299
Mechanical Engineering	\$ 9,157,343	\$ 10,787,950	\$ 10,317,763
<b>Total</b>	<b>\$ 93,148,468</b>	<b>\$ 75,306,379</b>	<b>\$ 94,051,554</b>

<b>College of Letters &amp; Science</b>	<b>2009-10</b>	<b>2010-11</b>	<b>2011-12</b>
Anthropology	\$ 981,294	\$ 1,069,668	\$ 4,145,021
Asian American Studies	\$ -	\$ -	\$ 25,000
Art Museum	\$ 135,000	\$ -	\$ 60,000
Art Studio	\$ -	\$ -	\$ 448,144
Black Studies	\$ -	\$ 11,759	\$ -
Chemistry & Biochemistry	\$ 12,506,704	\$ 12,117,793	\$ 9,670,940
Chicano Studies	\$ -	\$ 26,650	\$ 22,000
Communication	\$ -	\$ 62,015	\$ -
Dramatic Art	\$ 35,187	\$ -	\$ -
Earth Science	\$ 4,645,546	\$ 3,308,400	\$ 2,237,782
East Asian Languages & Cultural Studies	\$ -	\$ -	\$ -
Ecology, Evolution & Marine Biology	\$ 9,859,750	\$ 12,916,609	\$ 7,789,561
Economics	\$ 742,021	\$ 321,691	\$ 558,476
English	\$ 403,000	\$ 253,962	\$ 744,350
Environmental Studies Program	\$ 128,782	\$ 359,721	\$ 796,607
Feminist Studies	\$ 1,104,050	\$ 1,540,320	\$ 1,235,200
Film Studies	\$ -	\$ 12,115	\$ -
French & Italian	\$ 18,988	\$ 11,756	\$ 4,500
Geography	\$ 5,712,310	\$ 6,602,756	\$ 6,209,909
Germanic, Slavic, & Semitic Studies	\$ -	\$ 22,000	\$ -
Global & International Studies	\$ -	\$ 127,774	\$ -



**College of Letters & Science (Cont.)**

History	\$ 67,921	\$ 79,023	\$ 256,645
History of Art & Architecture	\$ 37,000	\$ 26,170	\$ 74,023
Law & Society Program	\$ -	\$ 5,000	\$ -
Linguistics	\$ 319,141	\$ 10,000	\$ 46,578
Mathematics	\$ 2,125,844	\$ 1,911,061	\$ 834,353
Molecular, Cellular & Developmental Biology	\$ 24,480,926	\$ 10,287,972	\$ 10,640,898
Music	\$ -	\$ 300,000	\$ 200,000
Philosophy	\$ 109,500	\$ -	\$ 50,400
Physics	\$ 26,497,589	\$ 23,027,185	\$ 32,743,249
Political Science	\$ 321,500	\$ 531,590	\$ 20,000
Psychological & Brain Studies	\$ 7,450,599	\$ 5,219,443	\$ 6,344,269
Religious Studies	\$ 372,827	\$ 297,020	\$ 314,813
Sociology	\$ 464,812	\$ 444,733	\$ 1,072,670
Spanish & Portuguese	\$ 2,350	\$ 84,334	\$ -
Speech & Hearing Sciences	\$ 384,184	\$ -	\$ -
Statistics & Applied Probability	\$ 90,029	\$ 299,970	\$ 59,508
Theater and Dance (formerly Dramatic Art)	\$ -	\$ -	\$ -
Total	\$ 98,996,854	\$ 81,288,490	\$ 86,604,896

**Donald Bren School of Environ Sci & Mgmt**

	<b>2009-10</b>	<b>2010-11</b>	<b>2011-12</b>
Total	\$ 3,982,719	\$ 8,185,492	\$ 4,477,301

**Gevirtz Graduate School of Education**

	<b>2009-10</b>	<b>2010-11</b>	<b>2011-12</b>
Education	\$ 3,434,050	\$ 1,514,478	\$ 2,933,894
Gevirtz Graduate School of Education	\$ 55,777	\$ 70,482	\$ 110,357
Counseling, Clinical, & School Psychology	\$ 1,278,167	\$ 703,589	\$ 815,820
Total	\$ 4,767,994	\$ 2,288,549	\$ 3,860,071

**Organized Research Units**

	<b>2009-10</b>	<b>2010-11</b>	<b>2011-12</b>
California NanoSystems Institute	\$ 150,000	\$ 200,000	\$ -
Earth Research Institute	\$ -	\$ 2,271,317	\$ 3,184,422
Earth Research Institute (CCBER)	\$ -	\$ 113,824	\$ 80,655
Inst for Computational Earth System Science	\$ 1,670,761	\$ 143,684	\$ -
Inst for Crustal Studies	\$ 828,506	\$ 538,838	\$ 4,401
Inst for Social, Behavioral, & Econ Research	\$ 1,261,027	\$ 1,064,892	\$ 2,378,678
Inst for Terahertz Science and Technology	\$ 58,400	\$ 62,400	\$ 64,365
Kavli Inst for Theoretical Physics	\$ 360,493	\$ -	\$ -
Inst for Collaborative Biotechnologies	\$ 54,729	\$ 52,159	\$ 43,333
Marine Science Institute (MSI)	\$ 11,783,050	\$ 7,574,166	\$ 11,718,932
National Center for Ecological Analysis and Synthesis (MSI)	\$ 812,726	\$ 365,238	\$ 1,302,496
Neuroscience Research Institute	\$ 2,976,374	\$ 2,823,876	\$ 5,898,024
Total	\$ 19,956,066	\$ 15,210,394	\$ 24,675,306

**Other**

	<b>2009-10</b>	<b>2010-11</b>	<b>2011-12</b>
Arts & Lectures	\$ 50,000	\$ 30,000	\$ 50,000
Associated Students	\$ 426,280	\$ 414,076	\$ 401,240
Campus Outreach Initiatives	\$ 12,000	\$ 45,710	\$ 1,142,870
Davidson Library	\$ -	\$ 300,000	\$ 283,131
Executive Vice Chancellor	\$ -	\$ -	\$ 148,126
Graduate Division	\$ -	\$ -	\$ 2,000
Office of Financial Aid and Scholarships	\$ -	\$ -	\$ 360,000
Orfalea Family Children's Center	\$ 478,858	\$ 526,915	\$ 424,214
Student Health Service	\$ 196,975	\$ 40,840	\$ 41,550
VC Student Affairs	\$ -	\$ 20,014	\$ 835,379
Total	\$ 1,164,113	\$ 1,377,555	\$ 3,688,510