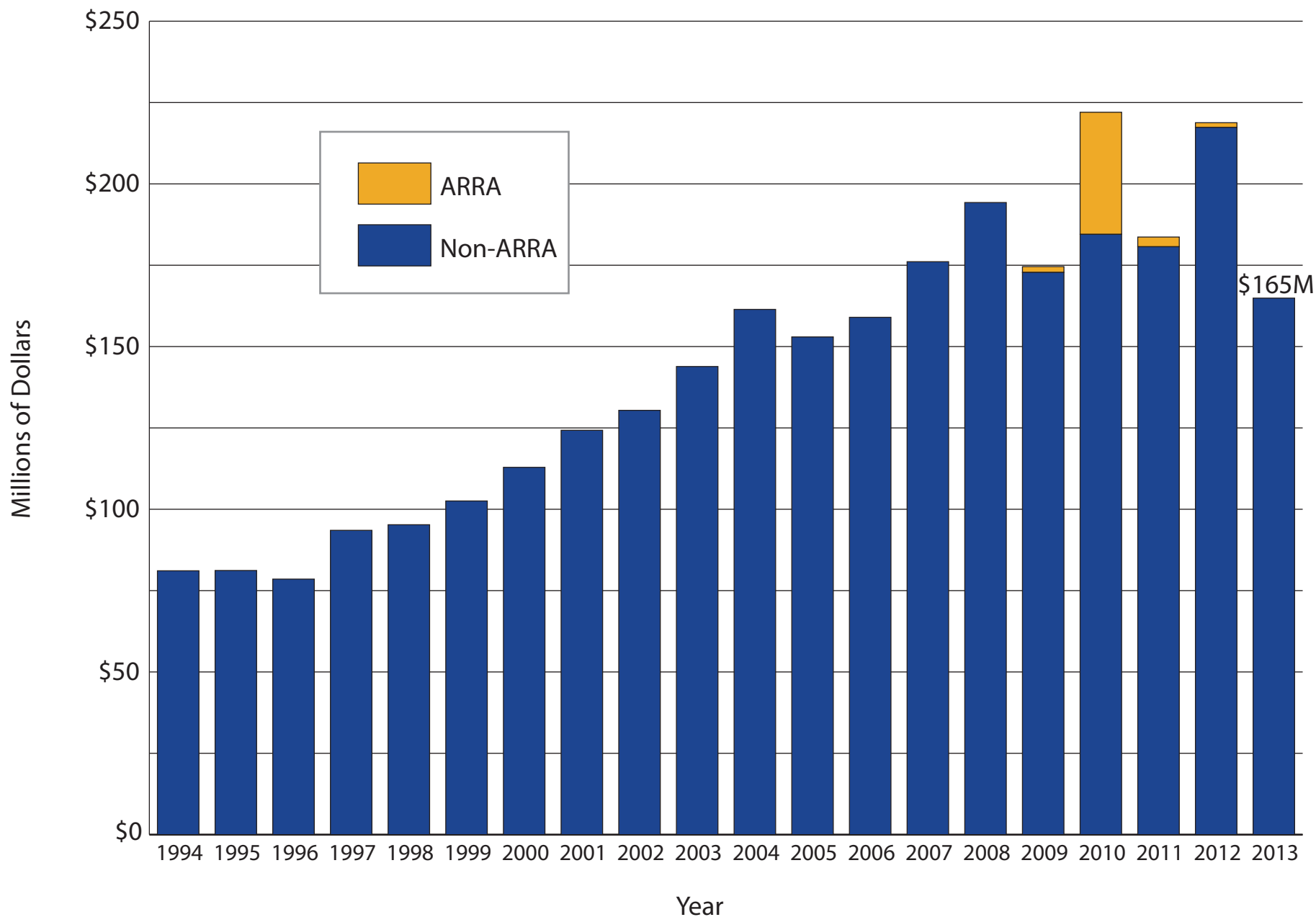


# Sponsored Project Award Totals

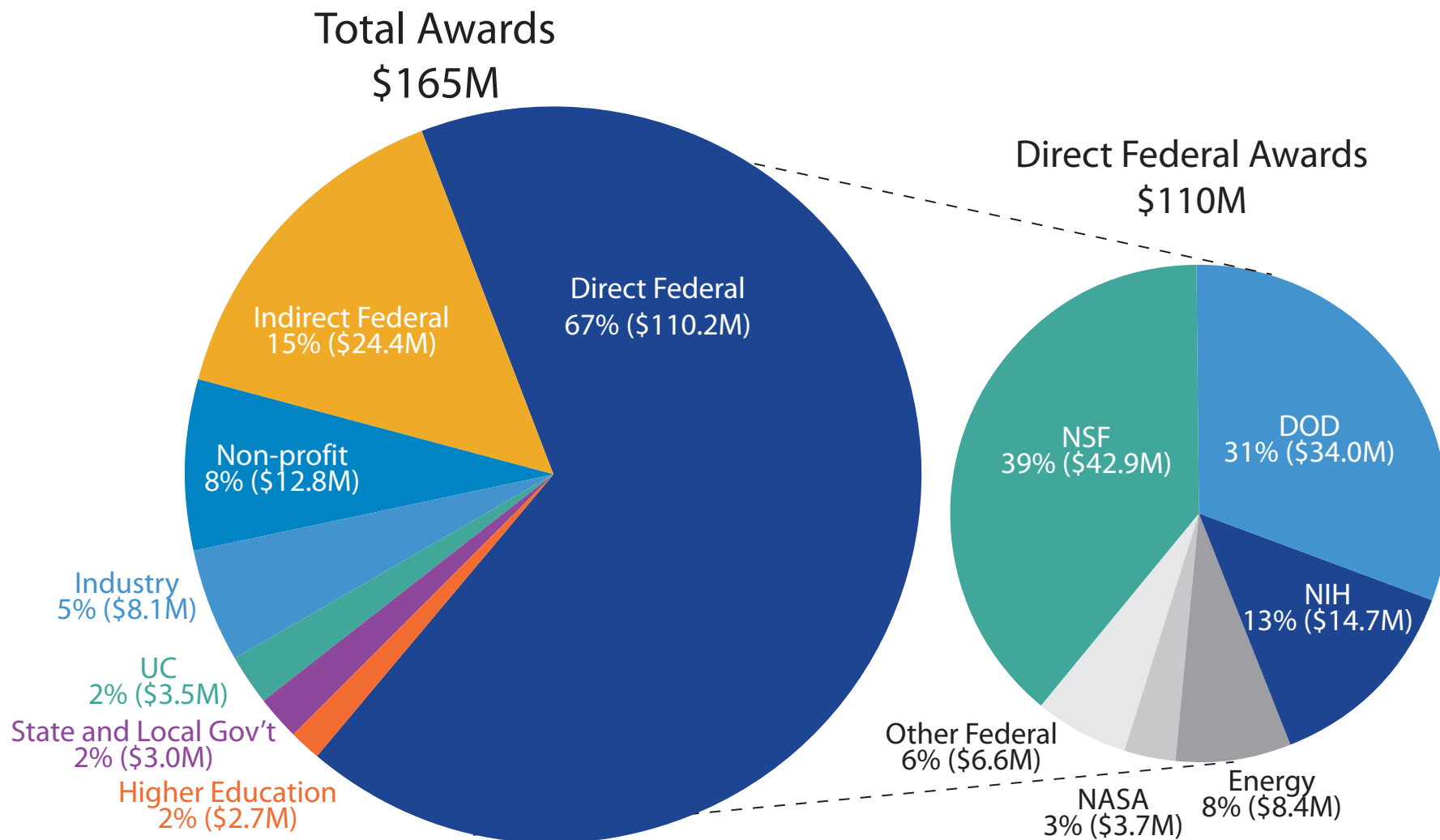
1994–2013



Sponsored Project Totals from July 1 to June 30

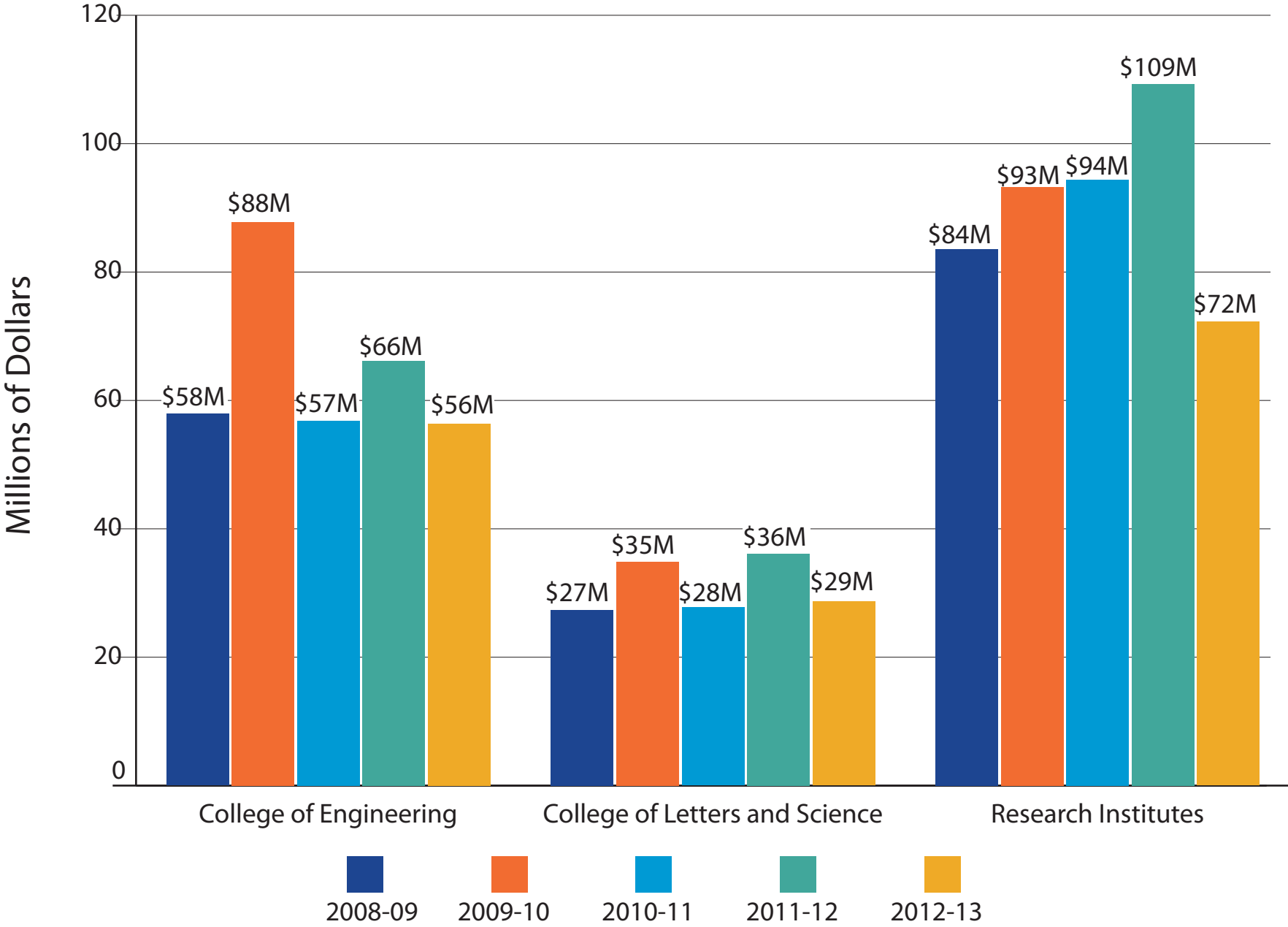
# 2012–13 Awards by Sponsor Type

Including Direct Federal Sponsors



# Extramural Awards 2009–2013

by Administering Department



Sponsored Project Totals from July 1 to June 30

## Extramural Awards 2011 – 2013 by Administrative Department Detail

<b>College of Engineering</b>	<b>2010-11</b>	<b>2011-12</b>	<b>2012-13</b>
Chemical Engineering	\$ 6,882,869	\$ 7,210,314	\$ 7,916,881
Computer Science	\$ 5,153,644	\$ 9,233,080	\$ 13,919,963
Electrical & Computer Engineering	\$ 22,200,801	\$ 21,983,945	\$ 14,972,911
Institute for Energy Efficiency	\$ -	\$ -	\$ 1,599,974
Materials	\$ 9,121,209	\$ 9,038,927	\$ 10,263,437
Materials Research Laboratory	\$ 6,138,715	\$ 11,619,248	\$ 3,597,305
Mechanical Engineering	\$ 6,319,832	\$ 5,777,035	\$ 2,891,103
Mitsubishi Chemical Center for Advanced Materials	\$ 1,000,000	\$ 1,310,000	\$ 1,230,000
<b>Total</b>	<b>\$ 56,817,070</b>	<b>\$ 66,172,549</b>	<b>\$ 56,391,574</b>

<b>College of Letters &amp; Science</b>	<b>2010-11</b>	<b>2011-12</b>	<b>2012-13</b>
Art Museum	\$ -	\$ 58,647	\$ -
Chemistry & Biochemistry	\$ 8,853,167	\$ 8,483,802	\$ 7,947,424
College of Letters & Science	\$ 50,000	\$ -	\$ -
English	\$ 85,294	\$ 100,000	\$ 45,000
Film Studies	\$ -	\$ -	\$ 45,000
Geography	\$ 4,971,267	\$ 3,940,331	\$ 2,764,829
History	\$ 17,500	\$ 50,400	\$ -
Interdisciplinary Humanities Center	\$ 614,506	\$ 1,386,628	\$ 1,290,935
Mathematics	\$ 1,861,061	\$ 834,353	\$ 1,138,168
Molecular, Cellular & Developmental Biology	\$ 3,227,630	\$ 3,640,964	\$ 3,320,881
Physics	\$ 4,515,953	\$ 10,367,097	\$ 8,147,584
Psychology	\$ 3,249,020	\$ 7,089,714	\$ 3,701,396
Religious Studies	\$ 9,732	\$ -	\$ -
Sociology	\$ -	\$ 20,500	\$ -
Statistics & Applied Probability	\$ 299,970	\$ 59,508	\$ 264,544
<b>Total</b>	<b>\$ 27,755,100</b>	<b>\$ 36,031,944</b>	<b>\$ 28,665,761</b>

**Donald Bren School of Environ Sci & Mgmt**

	<b>2010-11</b>	<b>2011-12</b>	<b>2012-13</b>
<b>Total</b>	\$ 1,100,789	\$ 500,590	\$ 160,680
	\$ 1,100,789	\$ 500,590	\$ 160,680

**Gevirtz Graduate School of Education**

	<b>2010-11</b>	<b>2011-12</b>	<b>2012-13</b>
<b>Total</b>	\$ 2,877,450	\$ 1,434,086	\$ 2,856,668
	\$ 2,877,450	\$ 1,434,086	\$ 2,856,668

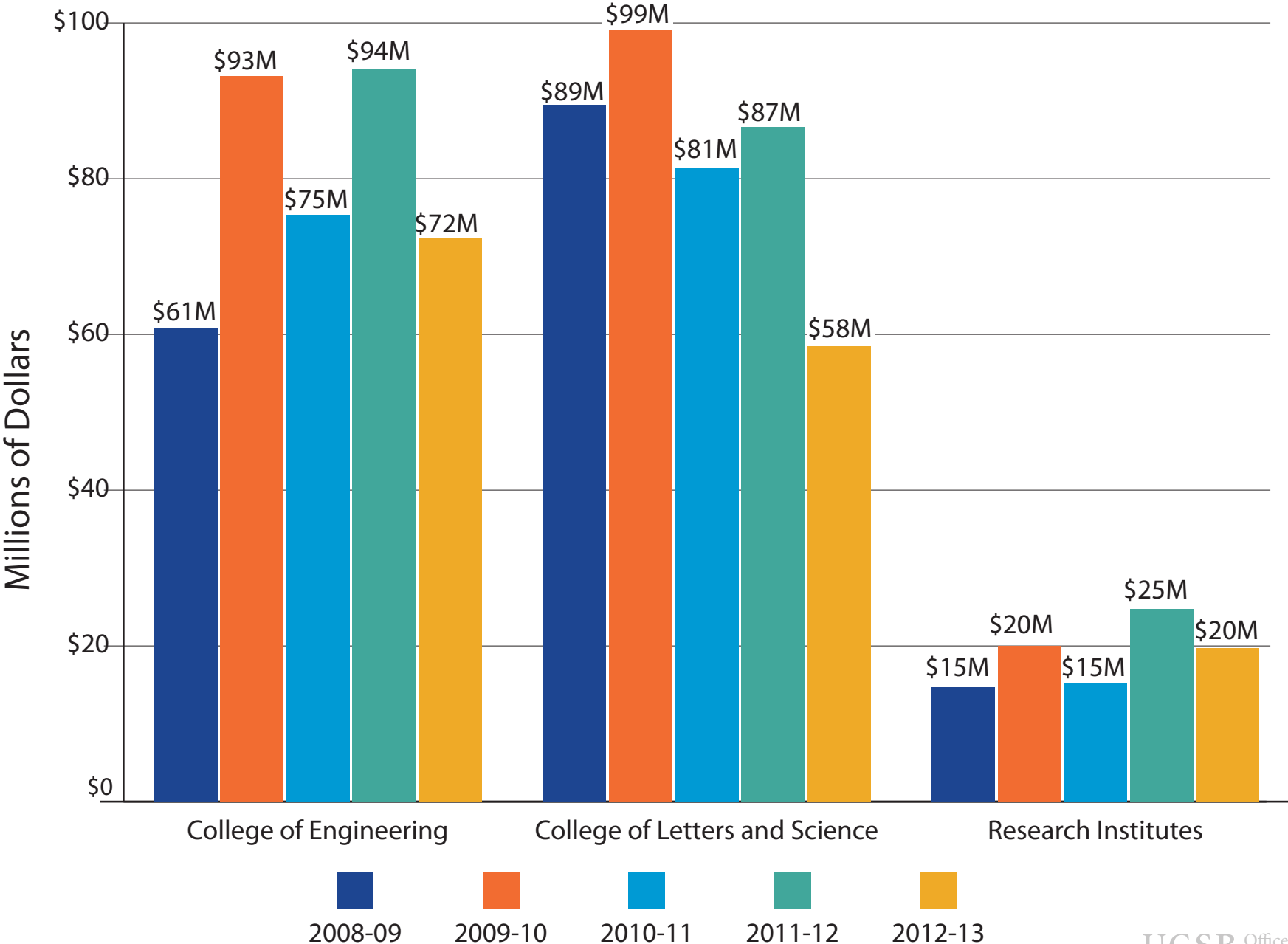
**Organized Research Units**

	<b>2010-11</b>	<b>2011-12</b>	<b>2012-13</b>
California NanoSystems Institute	\$ 14,616,330	\$ 11,399,505	\$ 12,164,161
Center for Polymers & Organic Solids	\$ 4,099,372	\$ 1,605,299	\$ 338,173
Chicano Studies Institute	\$ 69,864	\$ 353,846	\$ 266,554
Earth Research Institute (CCBER)	\$ 344,824	\$ 116,655	\$ 94,309
Earth Research Institute (ERI)	\$ 13,420,924	\$ 10,565,359	\$ 8,500,437
Institute for Collaborative Biotechnologies	\$ 18,357,597	\$ 27,892,557	\$ 13,969,544
Institute for Computational Earth System Science	\$ -	\$ -	\$ 60,079
Institute for Social, Behavioral, & Economic Research	\$ 5,896,931	\$ 9,647,286	\$ 3,446,008
Institute for Terahertz Science & Technology	\$ 1,535,010	\$ 2,694,812	\$ 1,900,271
Kavli Institute for Theoretical Physics	\$ 4,352,761	\$ 8,956,960	\$ 3,647,000
Marine Science Institute (MSI)	\$ 18,927,306	\$ 21,289,750	\$ 15,683,117
National Center for Ecological Analysis and Synthesis (MSI)	\$ 4,119,614	\$ 836,750	\$ 5,297,405
Neuroscience Research Institute	\$ 8,635,489	\$ 12,381,744	\$ 6,885,269
<b>Total</b>	\$ 94,376,022	\$ 107,740,523	\$ 72,252,327

<b>Other</b>	<b>2010-11</b>	<b>2011-12</b>	<b>2012-13</b>
Arts & Lectures	\$ 30,000	\$ 50,000	\$ -
Center for Bioengineering	\$ -	\$ 246,040	\$ 432,758
Davidson Library	\$ 300,000	\$ 283,131	\$ 269,600
Education Abroad Program	\$ -	\$ -	\$ 76,950
Graduate Division	\$ 1,204,256	\$ 2,423,096	\$ 3,338,688
Orfalea Family Children's Center	\$ 526,915	\$ 415,465	\$ 392,024
Student Health Service	\$ 40,840	\$ 41,550	\$ 45,000
VC Student Affairs	\$ 414,076	\$ 761,240	\$ 7,959
Women's Center	\$ 20,014	\$ -	\$ -
<b>Total</b>	<b>\$ 2,536,101</b>	<b>\$ 4,220,522</b>	<b>\$ 4,562,979</b>

# Extramural Awards 2009–2013

by Home Department



Sponsored Project Totals from July 1 to June 30

## Extramural Awards 2011 – 2013 by Home Department Detail

### College of Engineering

	2010-11	2011-12	2012-13
Chemical Engineering	\$ 23,628,871	\$ 32,956,062	\$ 23,712,127
Computer Science	\$ 4,893,418	\$ 9,333,080	\$ 14,209,357
Electrical & Computer Engineering	\$ 21,640,801	\$ 21,623,945	\$ 14,702,911
Materials	\$ 14,352,726	\$ 19,941,040	\$ 13,942,891
Materials Research Laboratory	\$ 2,613	\$ -	\$ -
Mechanical Engineering	\$ 10,787,950	\$ 10,317,763	\$ 5,736,187
Total	\$ 75,306,379	\$ 94,171,890	\$ 72,303,473

### College of Letters & Science

	2010-11	2011-12	2012-13
Anthropology	\$ 1,069,668	\$ 4,145,021	\$ 1,296,488
Art Museum	-	\$ 60,000	\$ -
Art Studio	\$ -	\$ 427,511	\$ 336,121
Asian American Studies	\$ -	\$ 25,000	\$ -
Black Studies	\$ 11,759	\$ -	\$ -
Chemistry & Biochemistry	\$ 12,117,793	\$ 9,525,405	\$ 7,738,408
Chicano Studies	\$ 26,650	\$ 22,000	\$ 1,500
Communication	\$ 62,015	\$ -	\$ 39,999
Dramatic Art	-		
Earth Science	\$ 3,308,400	\$ 2,237,782	\$ 1,588,851
East Asian Languages & Cultural Studies	\$ -	\$ -	\$ 5,000
Ecology, Evolution & Marine Biology	\$ 12,916,609	\$ 7,789,561	\$ 4,105,018
Economics	\$ 321,691	\$ 558,476	\$ 55,044
English	\$ 253,962	\$ 744,350	\$ 172,820
Environmental Studies Program	\$ 359,721	\$ 796,607	\$ 185,828
Feminist Studies	\$ 1,540,320	\$ 1,235,200	\$ 1,432,625
Film Studies	\$ 12,115	\$ -	\$ 45,000
French & Italian	\$ 11,756	\$ 4,500	\$ -
Geography	\$ 6,602,756	\$ 6,209,909	\$ 5,116,735
Germanic, Slavic, & Semitic Studies	\$ 22,000	\$ -	\$ -
Global & International Studies	\$ 127,774	\$ -	\$ 9,987



**College of Letters & Science (Cont.)**

History	\$ 79,023	\$ 256,645	\$ 721,420
History of Art & Architecture	\$ 26,170	\$ 74,023	\$ 13,878
Law & Society Program	\$ 5,000	\$ -	\$ -
Linguistics	\$ 10,000	\$ 46,578	\$ 131,926
Media Arts & Technology	\$ -	\$ -	\$ 102,595
Mathematics	\$ 1,911,061	\$ 834,353	\$ 1,138,168
Molecular, Cellular & Developmental Biology	\$ 10,287,972	\$ 10,589,293	\$ 8,536,334
Music	\$ 300,000	\$ 200,000	\$ 250,000
Philosophy	\$ -	\$ 50,400	\$ -
Physics	\$ 23,027,185	\$ 27,981,157	\$ 19,429,366
Political Science	\$ 531,590	\$ 20,000	\$ -
Psychological & Brain Studies	\$ 5,219,443	\$ 6,344,254	\$ 5,365,017
Religious Studies	\$ 297,020	\$ 314,813	\$ 351,939
Sociology	\$ 444,733	\$ 1,072,670	\$ 10,908
Spanish & Portuguese	\$ 84,334	\$ -	\$ -
Statistics & Applied Probability	\$ 299,970	\$ 59,508	\$ 264,544
Total	\$ 163,250,032	\$ 81,625,016	\$ 58,445,519

**Donald Bren School of Environ Sci & Mgmt**

	<b>2010-11</b>	<b>2011-12</b>	<b>2012-13</b>
Total	\$ 8,185,492	\$ 4,477,301	\$ 5,545,524

**Gevirtz Graduate School of Education**

	<b>2010-11</b>	<b>2011-12</b>	<b>2012-13</b>
Education	\$ 1,514,478	\$ 1,179,648	\$ 2,047,944
Gevirtz Graduate School of Education	\$ 70,482	\$ 110,357	\$ 96,535
Counseling, Clinical, & School Psychology	\$ 703,589	\$ 815,820	\$ 977,243
Total	\$ 2,288,549	\$ 2,105,825	\$ 3,121,722

**Organized Research Units**

	<b>2010-11</b>	<b>2011-12</b>	<b>2012-13</b>
California NanoSystems Institute	\$ 200,000	\$ -	\$ 15,000
Earth Research Institute	\$ 2,271,317	\$ 3,184,422	\$ 2,425,775
Earth Research Institute (CCBER)	\$ 113,824	\$ 80,655	\$ 83,296
Inst for Computational Earth System Science	\$ 143,684	\$ -	\$ -
Inst for Crustal Studies	\$ 538,838	\$ 4,401	\$ -
Inst for Social, Behavioral, & Econ Research	\$ 1,064,892	\$ 2,378,678	\$ -
Inst for Terahertz Science and Technology	\$ 62,400	\$ 64,365	\$ 129,550
Kavli Inst for Theoretical Physics	\$ -	\$ 4,615,000	\$ 3,635,000
Inst for Collaborative Biotechnologies	\$ 52,159	\$ 20,000	\$ 270,000
Marine Science Institute (MSI)	\$ 7,574,166	\$ 11,098,124	\$ 9,433,121
National Center for Ecological Analysis and Synthesis (MSI)	\$ 365,238	\$ 1,277,510	\$ 2,596,369
Neuroscience Research Institute	\$ 2,823,876	\$ 5,563,020	\$ 1,103,757
Total	\$ 15,210,394	\$ 28,286,175	\$ 19,691,868

**Other**

	<b>2010-11</b>	<b>2011-12</b>	<b>2012-13</b>
Arts & Lectures	\$ 30,000	\$ 50,000	\$ -
Associated Students	\$ 414,076	\$ 401,240	\$ -
Campus Outreach Initiatives	\$ 45,710	\$ 1,142,870	\$ 14,750
Davidson Library	\$ 300,000	\$ 283,131	\$ 269,600
Executive Vice Chancellor	\$ -	\$ 148,126	\$ 301,862
Graduate Division	\$ -	\$ 1,756,246	\$ 3,338,688
Natural Reserve System	\$ -	\$ -	\$ 1,412,000
Office of Financial Aid & Scholarships	\$ -	\$ 360,000	\$ -
Orfalea Family Children's Center	\$ 526,915	\$ 415,465	\$ 392,024
Student Health Service	\$ 40,840	\$ 41,550	\$ 45,000
VC Student Affairs	\$ 20,014	\$ 835,379	\$ 7,959
Total	\$ 1,377,555	\$ 5,434,007	\$ 5,781,883