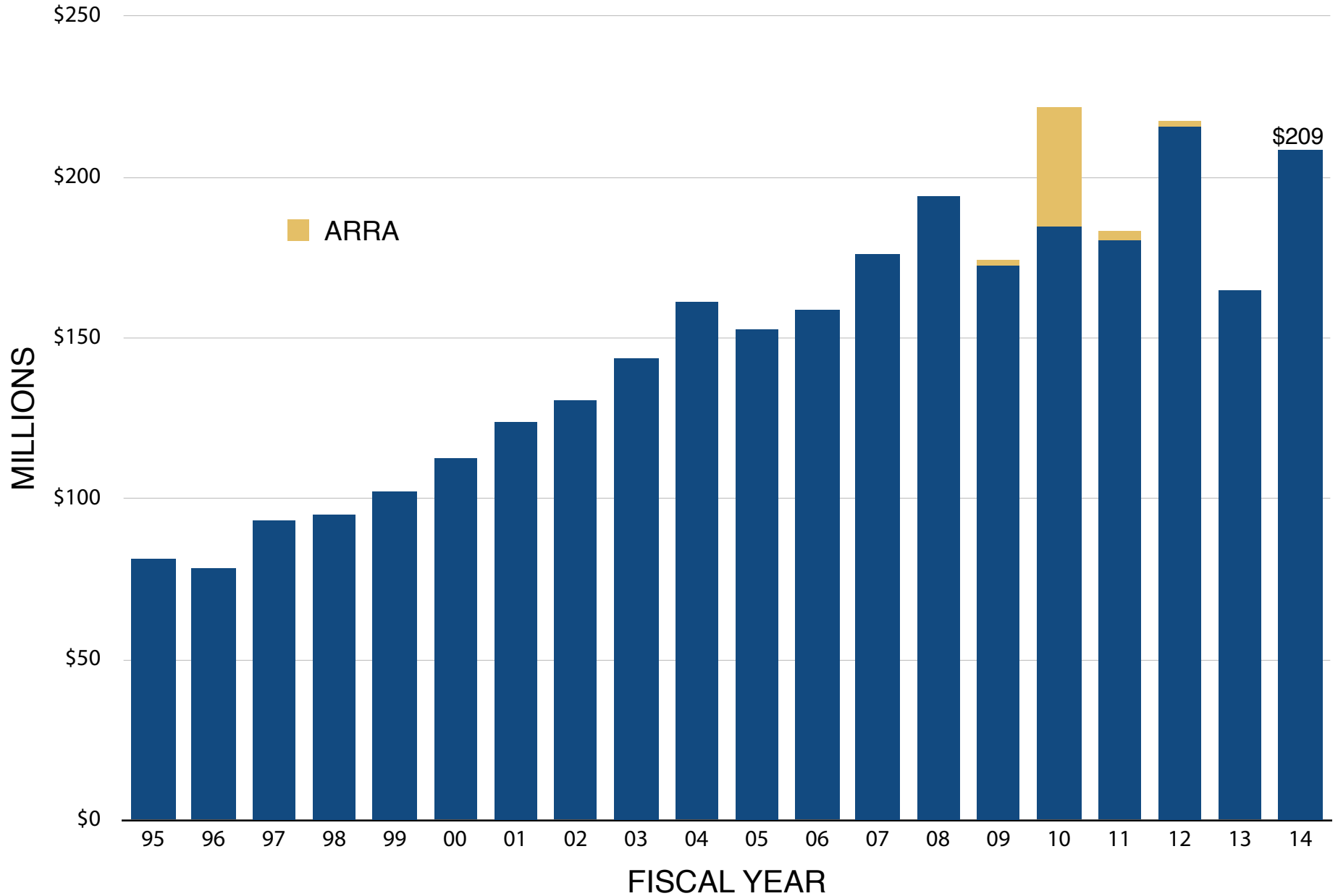
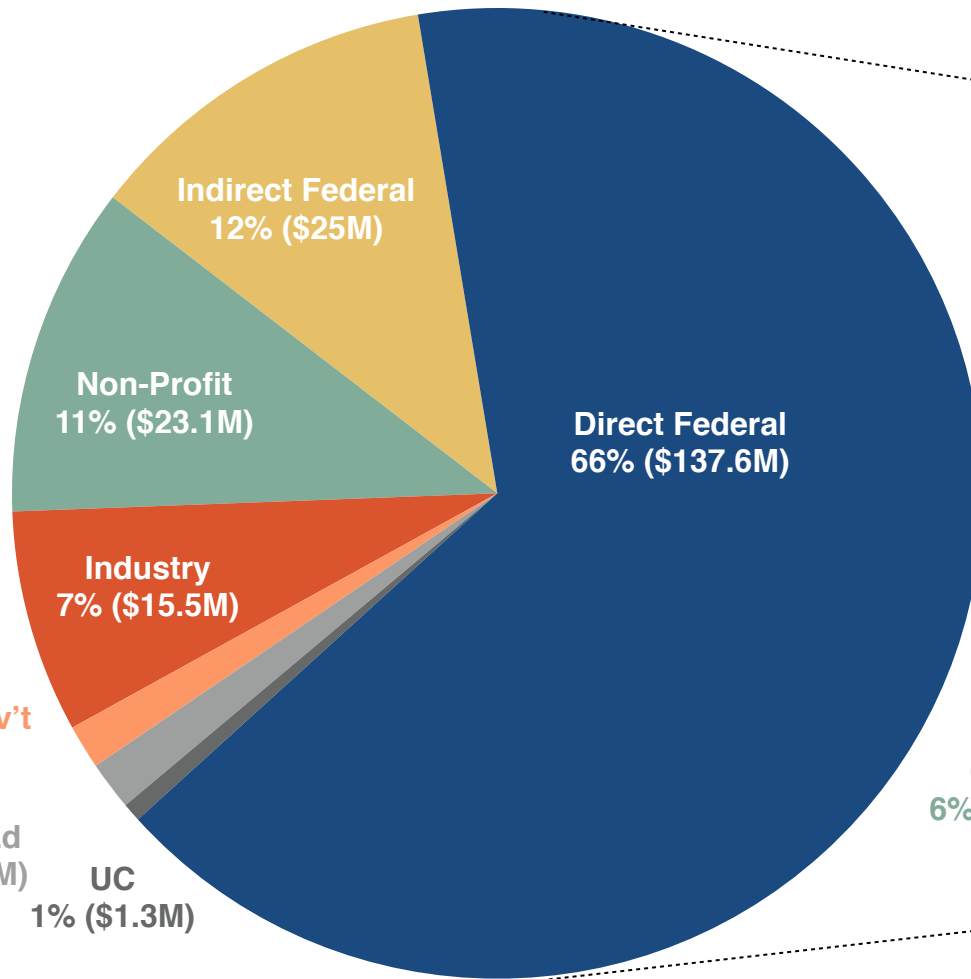


SPONSORED PROJECT AWARD TOTALS 1995-2014

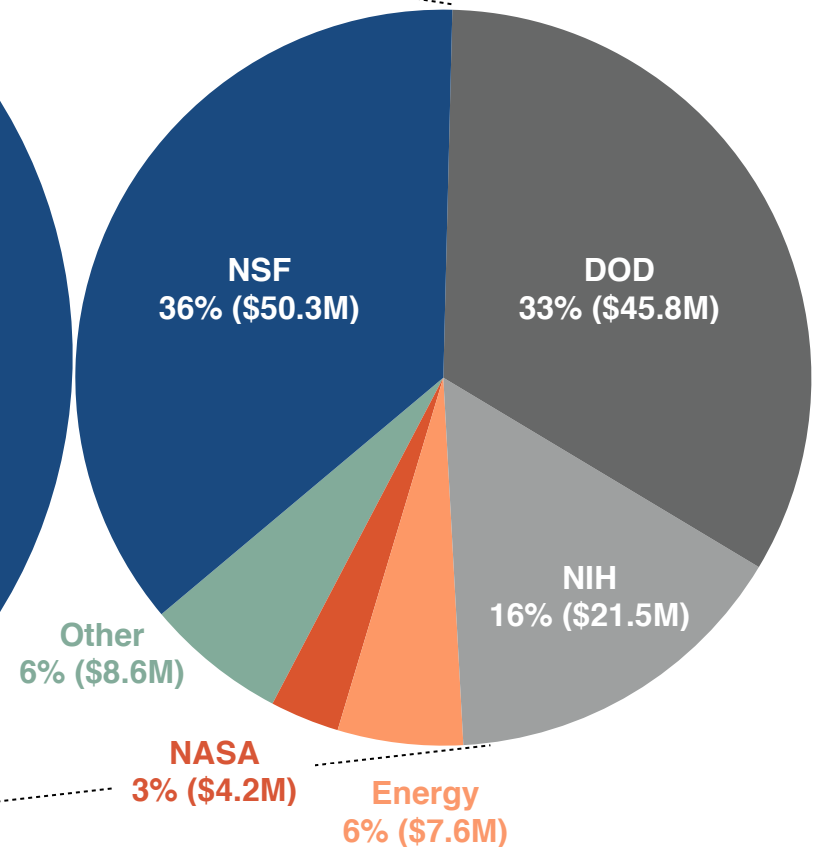


2014 AWARDS BY SPONSOR WITH BREAKOUT OF FEDERAL SPONSORS

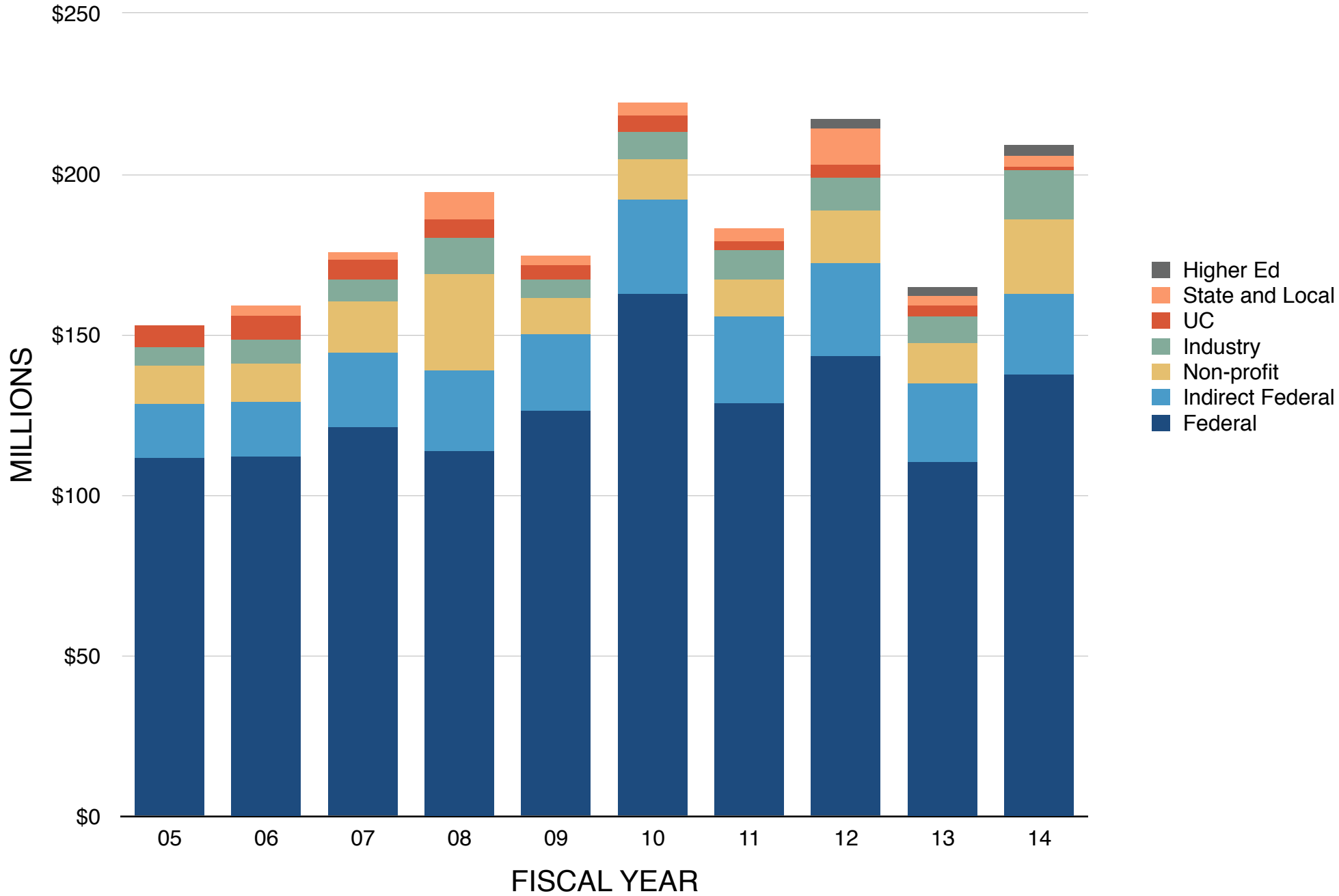
TOTAL AWARDS
\$209M



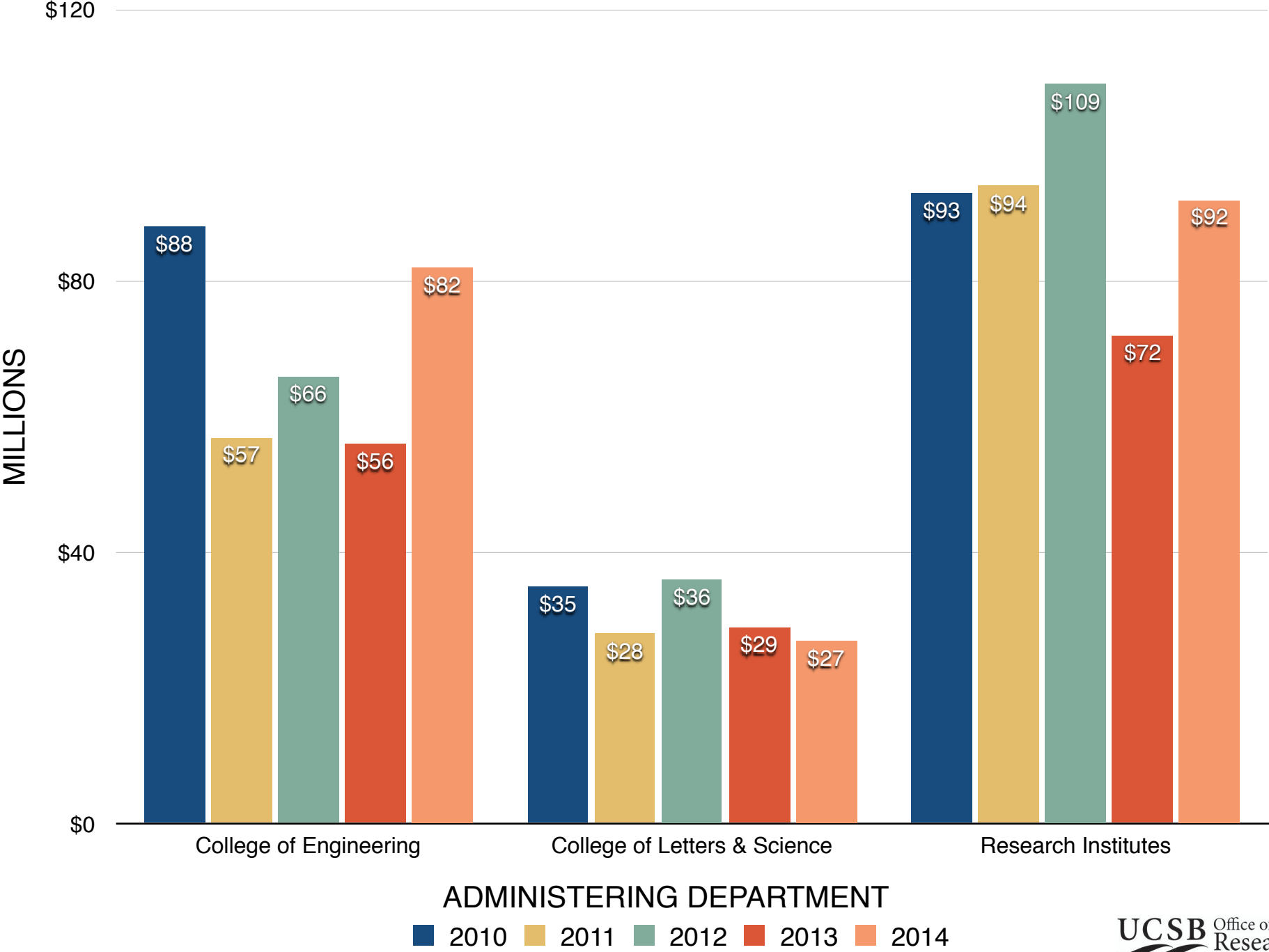
FEDERAL AWARDS
\$138M



AWARD TOTALS BY SPONSOR TYPE 2005-2014



AWARDS BY ADMINISTERING DEPARTMENT 2010-2014



EXTRAMURAL AWARDS 2012 – 2014 BY ADMINISTRATIVE HOME DETAIL

College of Engineering	2011-12	2012-13	2013-14
Chemical Engineering	\$ 7,210,314	\$ 7,916,881	\$ 8,750,530
Computer Science	\$ 9,233,080	\$ 13,919,963	\$ 12,805,040
Electrical & Computer Engineering	\$ 21,983,945	\$ 14,972,911	\$ 21,125,064
Institute for Energy Efficiency	\$ 0	\$ 1,599,974	\$ 4,897,644
Materials	\$ 9,038,927	\$ 10,390,072	\$ 17,647,614
Materials Research Laboratory	\$ 11,619,248	\$ 3,597,305	\$ 11,997,546
Mechanical Engineering	\$ 5,777,035	\$ 2,678,724	\$ 3,146,875
Mitsubishi Chemical Center for Advanced Materials	\$ 1,310,000	\$ 1,230,000	\$ 1,260,000
Technology Management Program	\$ 0	\$ 0	\$ 333,170.00
Total	\$ 66,172,549	\$ 56,305,830	\$ 81,963,483

College of Letters & Science	2011-12	2012-13	2013-14
Art Museum	\$ 58,647	\$ 0	\$ 0
Chemistry & Biochemistry	\$ 8,483,802	\$ 7,932,778	\$ 5,978,848
English	\$ 100,000	\$ 45,000	\$ 0.00
Film Studies	\$ 0	\$ 45,000	\$ 0
Geography	\$ 3,940,331	\$ 2,764,829	\$ 2,930,795
Interdisciplinary Humanities Center	\$ 1,386,628	\$ 1,290,935	\$ 1,296,370
Mathematics	\$ 834,353	\$ 1,138,168	\$ 545,092
Molecular, Cellular & Developmental Biology	\$ 3,640,964	\$ 3,320,881	\$ 5,330,411
Physics	\$ 10,367,097	\$ 8,114,484	\$ 6,810,531
Psychological & Brain Sciences	\$ 7,089,714	\$ 3,701,396	\$ 3,635,645
Sociology	\$ 20,500	\$ 0	\$ 0
Statistics & Applied Probability	\$ 59,508	\$ 264,544	\$ 84,601
Total	\$ 35,981,544	\$ 28,618,015	\$ 26,612,293

Donald Bren School of Environmental Science & Management	2011-12	2012-13	2013-14
	\$ 500,590	\$ 160,680	\$ 91,306
Total	\$ 500,590	\$ 160,680	\$ 91,306

Gevirtz Graduate School of Education

	2011-12	2012-13	2013-14
	\$ 1,434,086	\$ 2,856,668	\$ 3,174,872
Total	\$ 1,434,086	\$ 2,856,668	\$ 3,174,872

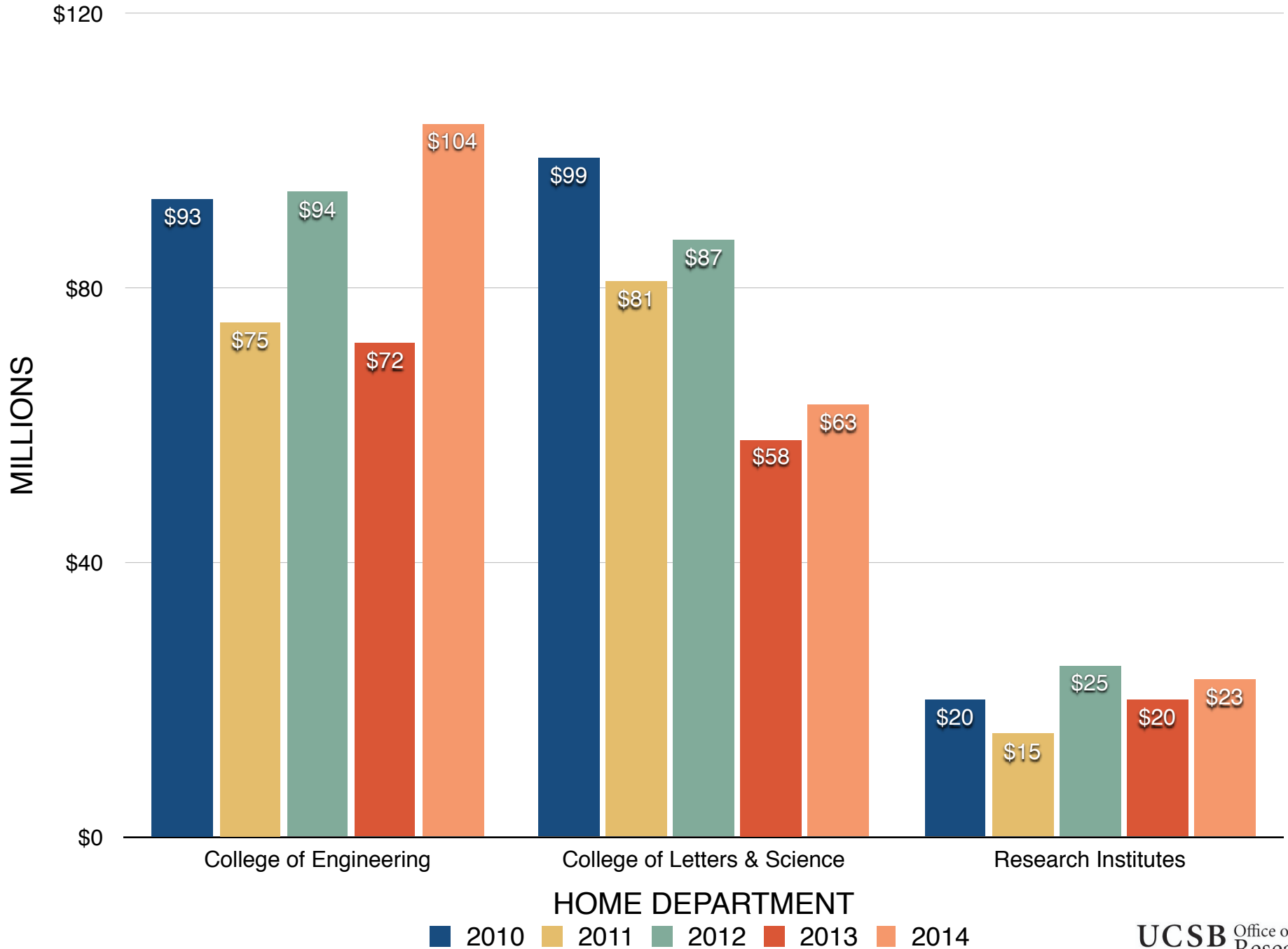
Organized Research Units

	2011-12	2012-13	2013-14
California NanoSystems Institute	\$ 11,399,505	\$ 12,164,161	\$ 10,353,872
Center for Polymers & Organic Solids	\$ 1,605,299	\$ 338,173	\$ 1,341,610
Chicano Studies Institute	\$ 353,846	\$ 266,554	\$ 318,096
Earth Research Institute (CCBER)	\$ 116,655	\$ 95,309	\$ 1,068,610
Earth Research Institute (ERI)	\$ 10,565,359	\$ 8,497,347	\$ 7,618,858
Institute for Collaborative Biotechnologies	\$ 27,892,557	\$ 13,969,544	\$ 28,624,933
Institute for Computational Earth System Science	\$ 0	\$ 60,079	\$ 0
Institute for Social, Behavioral, & Economic Research	\$ 9,647,286	\$ 3,445,338	\$ 4,005,512
Institute for Terahertz Science & Technology	\$ 2,694,812	\$ 1,900,271	\$ 3,599,627
Kavli Institute for Theoretical Physics	\$ 8,956,960	\$ 3,647,000	\$ 7,453,574
Marine Science Institute (MSI)	\$ 21,289,750	\$ 15,683,117	\$ 16,581,200
National Center for Ecological Analysis and Synthesis (MSI)	\$ 836,750	\$ 5,269,905	\$ 3,934,454
Neuroscience Research Institute	\$ 12,381,744	\$ 6,885,269	\$ 6,743,246
Total	\$ 107,740,523	\$ 72,222,067	\$ 91,643,592

Other

	2011-12	2012-13	2013-14
Arts & Lectures	\$ 50,000	\$ 0	\$ 40,000
Center for Bioengineering	\$ 246,040	\$ 352,701	\$ 8,855
Davidson Library	\$ 283,131	\$ 269,600	\$ 595,000
Education Abroad Program	\$ 0	\$ 76,950	\$ 76,950
Graduate Division	\$ 2,423,096	\$ 3,338,688	\$ 4,198,260
Orfalea Family Children's Center	\$ 415,465	\$ 392,024	\$ 420,002
Student Health Service	\$ 41,550	\$ 45,000	\$ 58,000
VC Student Affairs	\$ 761,240	\$ 7,959	\$ 0
Total	\$ 4,220,522	\$ 4,482,922	\$ 5,397,067

AWARDS BY HOME DEPARTMENT 2010-2014



EXTRAMURAL AWARDS 2012 – 2014 BY HOME DEPARTMENT DETAIL

College of Engineering	2011-12	2012-13	2013-14
Chemical Engineering	\$ 32,956,062	\$ 23,632,070	\$ 35,602,760
Computer Science	\$ 9,333,080	\$ 14,209,357	\$ 12,964,658
Electrical & Computer Engineering	\$ 21,623,945	\$ 14,702,911	\$ 20,960,739
Materials	\$ 19,941,040	\$ 14,069,526	\$ 28,017,304
Materials Research Laboratory	\$ 0	\$ 0	\$ 47,114
Mechanical Engineering	\$ 10,317,763	\$ 5,523,808	\$ 6,381,678
Technology Management Program	\$ 0	\$ 0	\$ 309,170
Total	\$ 94,171,890	\$ 72,137,672	\$ 104,283,423

College of Letters & Science	2011-12	2012-13	2013-14
Anthropology	\$ 4,145,021	\$ 1,296,518	\$ 2,435,837
Art Museum	\$ 60,000	\$ 0	\$ 0
Art Studio	\$ 427,511	\$ 336,121	\$ 0
Asian American Studies	\$ 25,000	\$ 0	\$ 0
Chemistry & Biochemistry	\$ 9,525,405	\$ 7,723,762	\$ 9,420,741
Chicano Studies	\$ 22,000	\$ 1,500	\$ 1,500
Communication	\$ 0	\$ 39,999	\$ 0
Dramatic Art	\$ 0	\$ 0	\$ 105,990
Earth Science	\$ 2,237,782	\$ 1,588,851	\$ 1,791,200
East Asian Languages & Cultural Studies	\$ 0	\$ 5,000	\$ 5,000
Ecology, Evolution & Marine Biology	\$ 7,789,561	\$ 4,105,018	\$ 4,928,771
Economics	\$ 558,476	\$ 55,044	\$ 306,487
English	\$ 744,350	\$ 172,820	\$ 192,053
Environmental Studies Program	\$ 796,607	\$ 185,828	\$ 0
Feminist Studies	\$ 1,235,200	\$ 1,432,625	\$ 300,400
Film Studies	\$ 0	\$ 45,000	\$ 0
French & Italian	\$ 4,500	\$ 0	\$ 0

Geography	\$ 6,209,909	\$ 5,116,735	\$ 5,745,137
Global & International Studies	\$ 0	\$ 9,987	\$ 0
History	\$ 256,645	\$ 721,420	\$ 157,254
History of Art & Architecture	\$ 74,023	\$ 13,878	\$ 106,033
Linguistics	\$ 46,578	\$ 131,926	\$ 14,671
Media Arts & Technology	\$ 0	\$ 102,595	\$ 109,929
Mathematics	\$ 834,353	\$ 1,138,168	\$ 545,092
Molecular, Cellular & Developmental Biology	\$ 10,589,293	\$ 8,536,334	\$ 11,164,391
Music	\$ 200,000	\$ 248,949	\$ 751,051
Philosophy	\$ 50,400	\$ 0	\$ 0
Physics	\$ 27,981,157	\$ 19,396,266	\$ 17,594,659
Political Science	\$ 20,000	\$ 0	\$ 0
Psychological & Brain Studies	\$ 6,344,254	\$ 5,365,017	\$ 6,223,992
Religious Studies	\$ 314,813	\$ 351,939	\$ 808,408
Sociology	\$ 1,072,670	\$ 10,908	\$ 33,507
Statistics & Applied Probability	\$ 59,508	\$ 264,544	\$ 84,601
Total	\$ 36,281,944	\$ 62,826,704	\$ 62,826,704

Donald Bren School of Environmental Science & Management

	2011-12	2012-13	2013-14
	\$ 4,477,301	\$ 5,545,524	\$ 9,905,699
Total	\$ 4,477,301	\$ 5,545,524	\$ 9,905,699

Gevirtz Graduate School of Education

	2011-12	2012-13	2013-14
Education	\$ 1,179,648	\$ 2,184,479	\$ 2,288,621
Gevirtz Research Institute	\$ 0	\$ 0	\$ 20,000
Counseling, Clinical, & School Psychology	\$ 815,820	\$ 937,243	\$ 1,181,857
Total	\$ 1,995,468	\$ 3,121,722	\$ 3,490,478

Organized Research Units	2011-12	2012-13	2013-14
California NanoSystems Institute	\$ 0	\$ 316,862	\$ 38,953
Earth Research Institute	\$ 3,184,422	\$ 2,425,775	\$ 2,821,368
Earth Research Institute (CCBER)	\$ 80,655	\$ 83,296	\$ 138,614
Institute for Computational Earth System Science	\$ 0	\$ 0	\$ 0
Institute for Crustal Studies	\$ 4,401	\$ 0	\$ 0
Institute for Social, Behavioral, & Economic Research	\$ 2,378,678	\$ 0	\$ 554,908
Institute for Terahertz Science and Technology	\$ 64,365	\$ 129,550	\$ 95,200
Kavli Institute for Theoretical Physics	\$ 4,615,000	\$ 3,635,000	\$ 7,453,574
Institute for Collaborative Biotechnologies	\$ 20,000	\$ 270,000	\$ 0
Marine Science Institute (MSI)	\$ 11,098,124	\$ 9,433,031	\$ 9,021,012
National Center for Ecological Analysis and Synthesis (MSI)	\$ 1,277,510	\$ 2,568,869	\$ 2,187,914
Neuroscience Research Institute	\$ 5,563,020	\$ 1,103,757	\$ 677,467
Total	\$ 28,286,175	\$ 19,966,140	\$ 22,989,010

Other	2011-12	2012-13	2013-14
Arts & Lectures	\$ 50,000	\$ 0	\$ 40,000
Associated Students	\$ 401,240	\$ 0	\$ 0
Campus Outreach Initiatives	\$ 1,142,870	\$ 14,750	\$ 0
Davidson Library	\$ 283,131	\$ 269,600	\$ 595,000
Graduate Division	\$ 1,756,246	\$ 3,338,688	\$ 4,198,260
Natural Reserve System	\$ 0	\$ 1,412,000	\$ 6,037
Orfalea Family Children's Center	\$ 415,465	\$ 392,024	\$ 420,002
Student Health Service	\$ 41,550	\$ 45,000	\$ 58,000
VC Student Affairs	\$ 835,379	\$ 7,959	\$ 75,000
Total	\$ 4,925,881	\$ 5,480,021	\$ 5,392,299