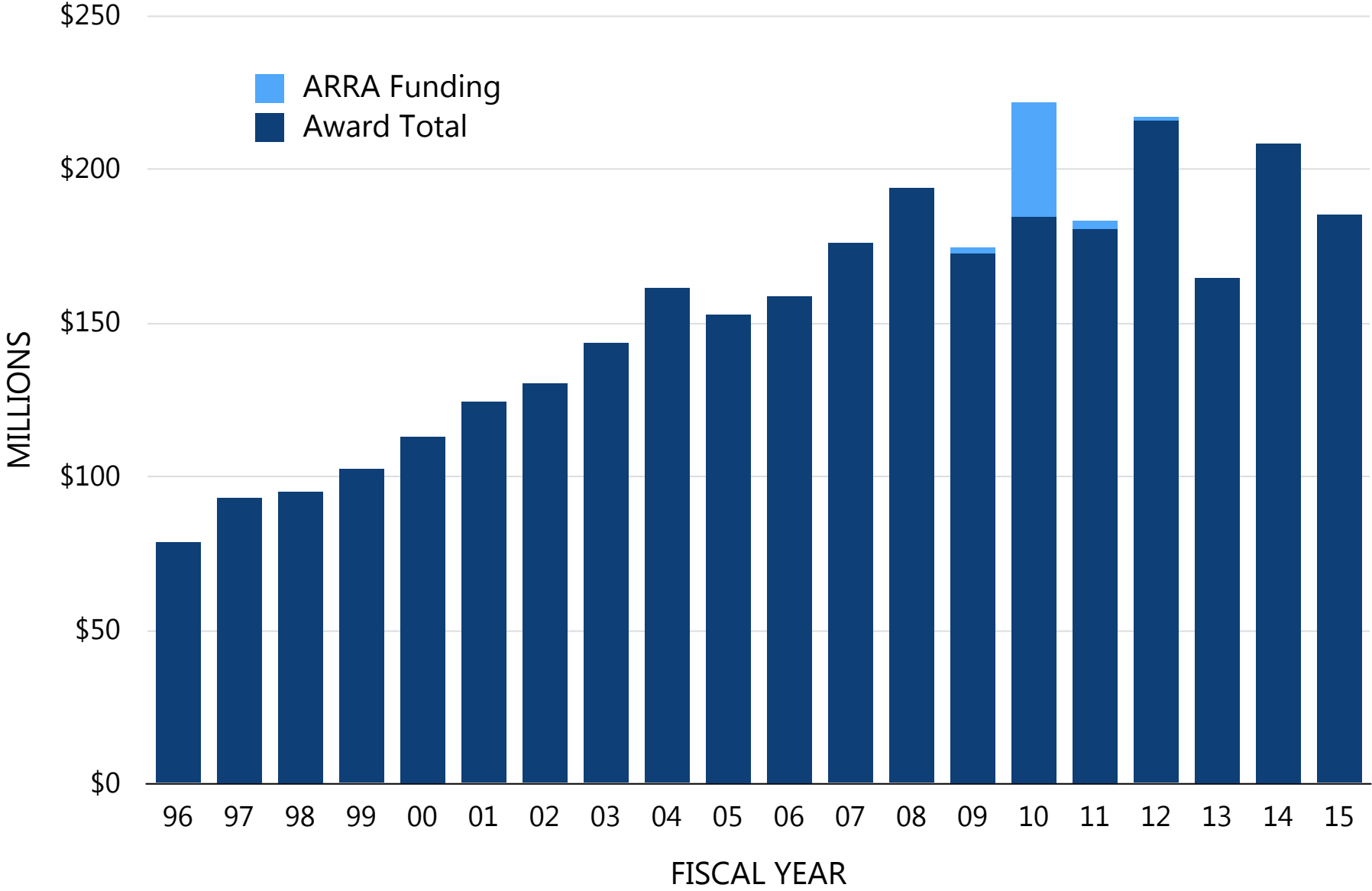
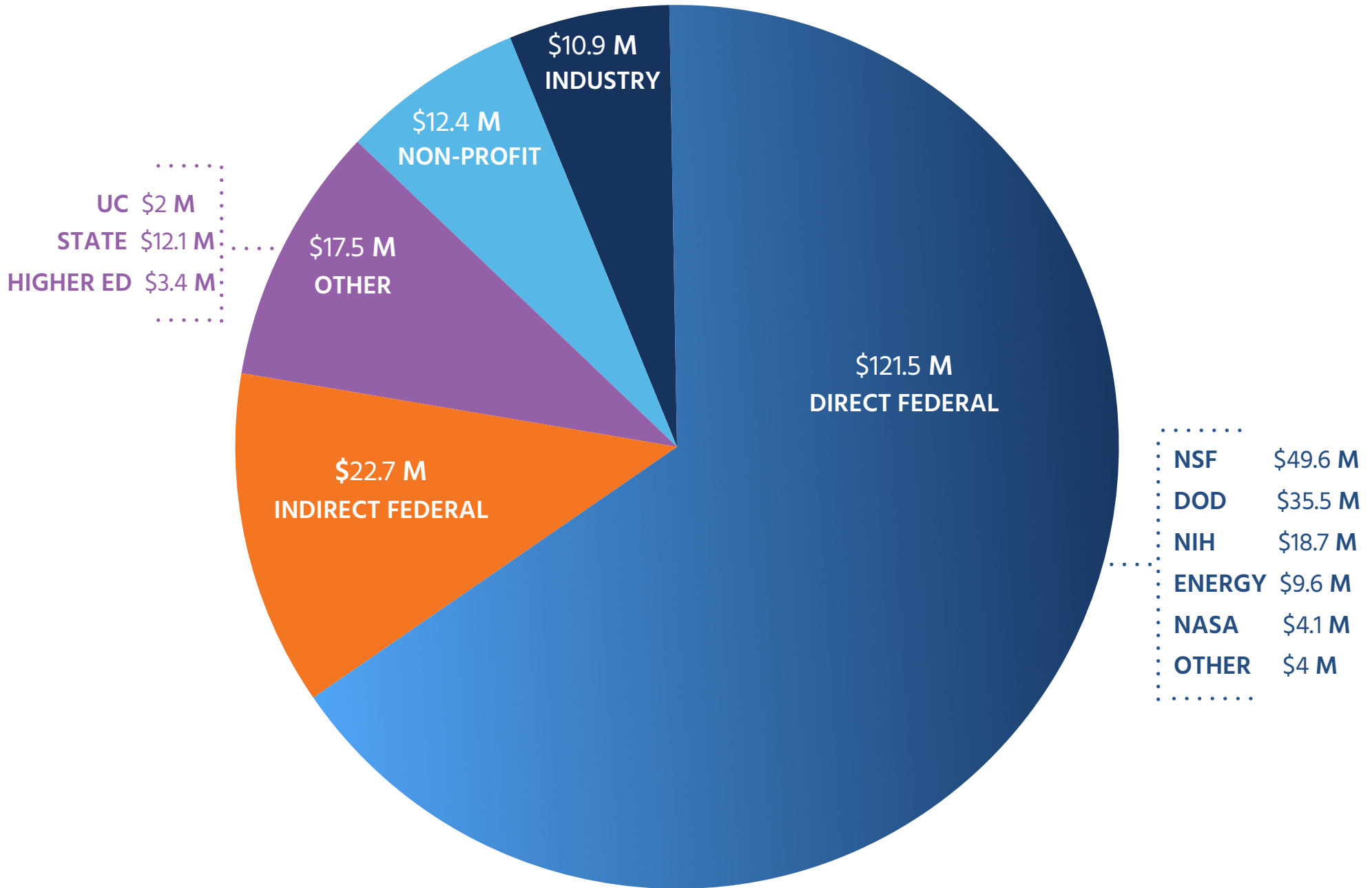


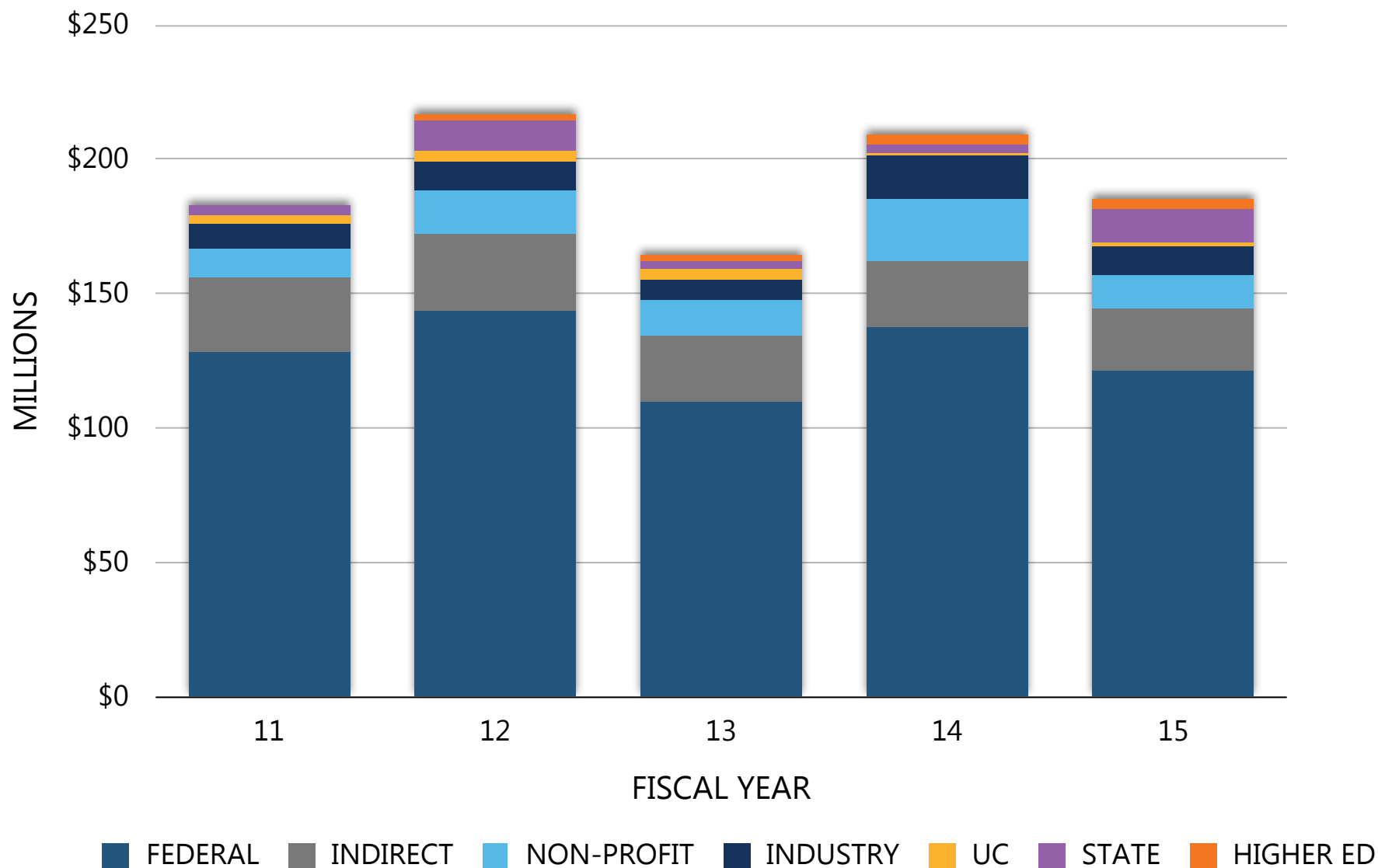
AWARDS BY FISCAL YEAR



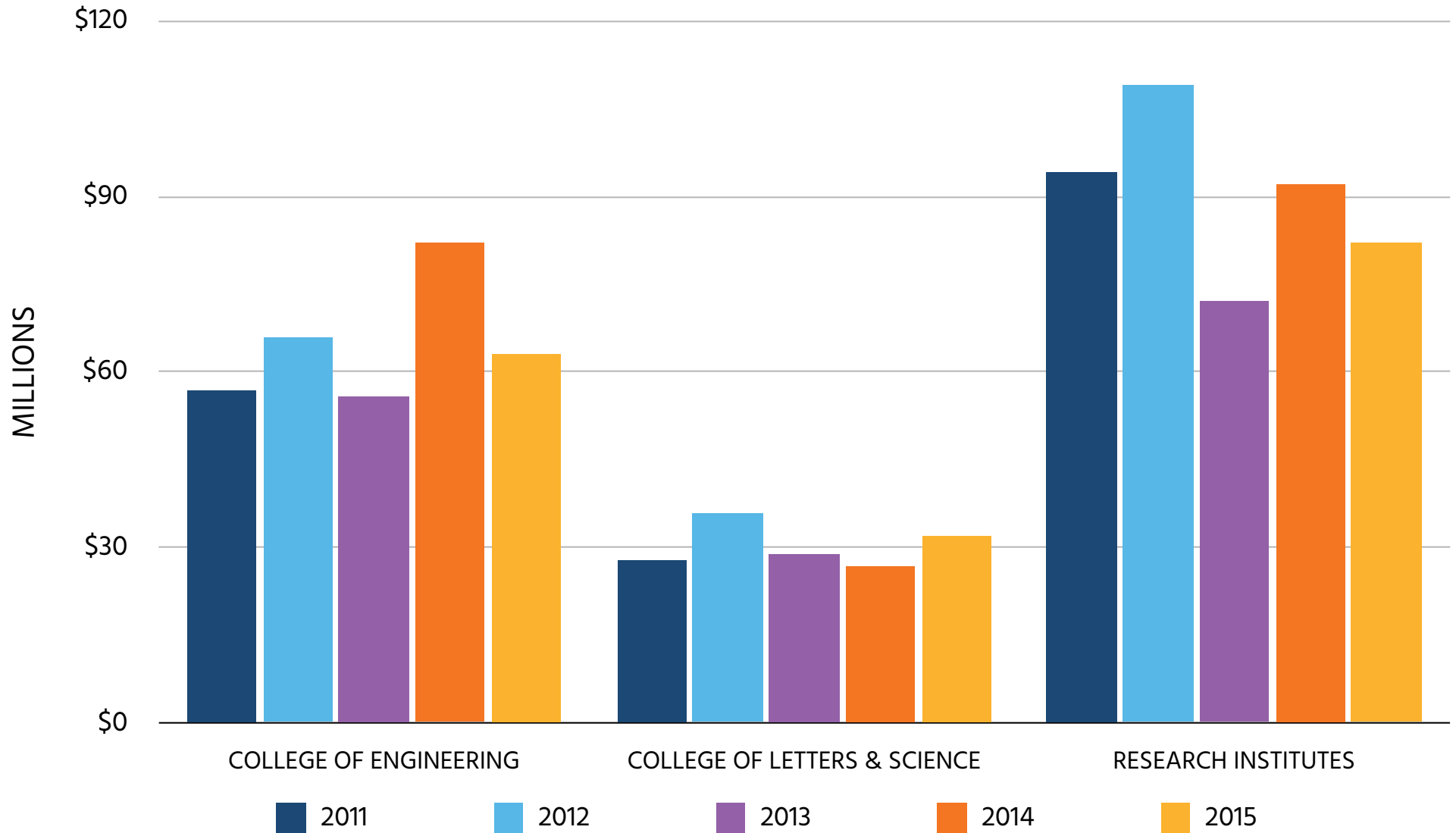
AWARDS BY SPONSOR TYPE



AWARDS BY SPONSOR 2011 - 2015



AWARDS BY ADMINISTERING DEPARTMENT 2011 - 2015



Awards by Administrative Department Detail 2013 - 2015

College of Engineering

	2012-13	2013-14	2014-15
Chemical Engineering	\$ 7,916,881	\$ 8,715,873	\$ 9,132,028
Computer Science	\$ 13,919,963	\$ 12,765,721	\$ 5,777,102
Electrical & Computer Engineering	\$ 14,972,911	\$ 21,125,064	\$ 18,457,337
Institute for Energy Efficiency	\$ 1,599,974	\$ 4,897,644	\$ 1,674,289
Materials	\$ 10,390,072	\$ 17,647,614	\$ 16,170,248
Materials Research Laboratory	\$ 3,597,305	\$ 11,997,546	\$ 6,330,531
Mechanical Engineering	\$ 2,678,724	\$ 3,111,875	\$ 3,202,794
Mitsubishi Chemical Center for Advanced Materials	\$ 1,230,000	\$ 1,260,000	\$ 1,195,000
Technology Management Program	\$ -	\$ 333,170	\$ 682,034
Total	\$ 56,305,830	\$ 81,854,507	\$ 62,621,363

College of Letters & Science

	2012-13	2013-14	2014-15
Chemistry & Biochemistry	\$ 7,932,778	\$ 5,978,848	\$ 4,139,042
English	\$ 45,000	\$ -	\$ -
Feminist Studies	\$ 45,000	\$ -	\$ -
Geography	\$ 2,764,829	\$ 2,930,795	\$ 3,427,050
Interdisciplinary Humanities Center	\$ 1,290,935	\$ 1,170,395	\$ 1,046,898
Mathematics	\$ 1,138,168	\$ 545,092	\$ 1,628,485
Molecular, Cellular & Developmental Biology	\$ 3,320,881	\$ 5,330,411	\$ 5,520,534
Physics	\$ 8,114,484	\$ 6,441,343	\$ 10,652,131
Psychological & Brain Studies	\$ 3,701,396	\$ 3,635,645	\$ 4,764,297
Statistics & Applied Probability	\$ 264,544	\$ 84,601	\$ 402,900
Total	\$ 28,618,015	\$ 26,117,130	\$ 31,581,337

Donald Bren School of Environmental Science & Management

	2012-13	2013-14	2014-15
	\$ 160,680	\$ 91,306	\$ 15,000
Total	\$ 160,680	\$ 91,306	\$ 15,000

Gevirtz Graduate School of Education

	2012-13	2013-14	2014-15
	\$ 2,856,668	\$ 3,174,871	\$ 3,091,781
Total	\$ 2,856,668	\$ 3,174,871	\$ 3,091,781

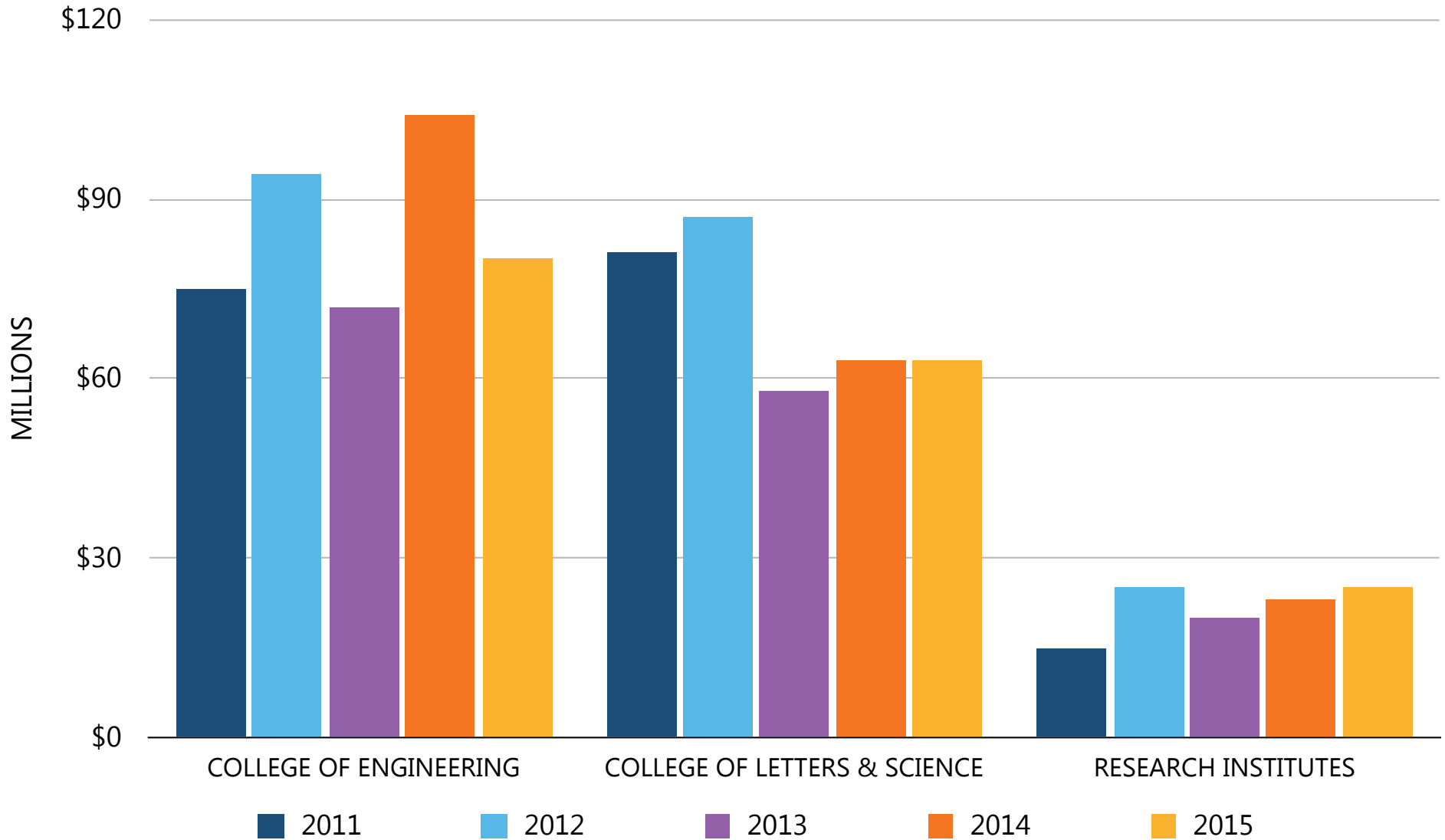
Organized Research Units

	2012-13	2013-14	2014-15
California NanoSystems Institute	\$ 12,164,161	\$ 10,244,372	\$ 10,113,717
Center for Polymers & Organic Solids	\$ 338,173	\$ 1,341,610	\$ 1,373,249
Chicano Studies Institute	\$ 266,554	\$ 318,096	\$ 227,426
Earth Research Institute (CCBER)	\$ 95,309	\$ 1,068,610	\$ 6,500
Earth Research Institute (ERI)	\$ 8,497,347	\$ 7,618,858	\$ 10,629,236
Institute for Collaborative Biotechnologies	\$ 13,969,544	\$ 27,613,865	\$ 16,812,793
Institute for Computational Earth System Science	\$ 60,079	\$ -	\$ -
Institute for Social, Behavioral, & Economic Research	\$ 3,445,338	\$ 4,005,512	\$ 5,565,438
Institute for Terahertz Science & Technology	\$ 1,900,271	\$ 3,599,627	\$ 2,005,552
Kavli Institute for Theoretical Physics	\$ 3,647,000	\$ 7,453,574	\$ 5,331,515
Marine Science Institute (MSI)	\$ 15,683,117	\$ 18,287,426	\$ 17,977,630
National Center for Ecological Analysis and Synthesis (MSI)	\$ 5,269,905	\$ 2,228,228	\$ 6,613,126
Neuroscience Research Institute	\$ 6,885,269	\$ 6,743,246	\$ 5,328,066
Total	\$ 72,222,067	\$ 90,523,024	\$ 81,984,248

Other

	2012-13	2013-14	2014-15
Arts & Lectures	\$ -	\$ 40,000	\$ 25,000
Center for Bioengineering	\$ 352,701	\$ 8,855	\$ -
Davidson Library	\$ 269,600	\$ 595,000	\$ -
Education Abroad Program	\$ 76,950	\$ 76,950	\$ 134,409
Graduate Division	\$ 3,338,688	\$ 4,198,260	\$ 5,205,334
Orfalea Family Children's Center	\$ 392,024	\$ 385,002	\$ 372,254
Student Health Service	\$ 45,000	\$ 58,000	\$ 113,900
VC Student Affairs	\$ 7,959	\$ -	\$ -
Total	\$ 4,482,922	\$ 5,362,067	\$ 5,850,897

AWARDS BY HOME DEPARTMENT 2011 - 2015



Awards by Home Department Detail 2013 - 2015

College of Engineering

	2012-13	2013-14	2014-15
Chemical Engineering	\$ 23,632,070	\$ 35,568,103	\$ 24,855,455
Computer Science	\$ 14,209,357	\$ 12,925,339	\$ 6,890,590
Electrical & Computer Engineering	\$ 14,702,911	\$ 20,960,739	\$ 19,708,358
Materials	\$ 14,069,526	\$ 27,907,804	\$ 21,366,558
Materials Research Laboratory	\$ -	\$ 47,114	\$ 51,530
Mechanical Engineering	\$ 5,523,808	\$ 6,335,610	\$ 6,465,529
Technology Management Program	\$ -	\$ 309,170	\$ 682,034
Total	\$ 72,137,672	\$ 104,053,879	\$ 80,020,054

College of Letters & Science

	2012-13	2013-14	2014-15
Anthropology	\$ 1,296,518	\$ 2,435,837	\$ 2,806,646
Art Studio	\$ 336,121	\$ -	\$ 25,000
Asian American Studies	\$ -	\$ -	\$ 49,992
Biomedical Science and Engineering	\$ -	\$ 34,027	\$ 35,694
Black Studies	\$ -	\$ -	\$ 12,715
Chemistry & Biochemistry	\$ 7,723,762	\$ 9,386,714	\$ 7,197,338
Chicano Studies	\$ 1,500	\$ 1,500	\$ -
Communication	\$ 39,999	\$ -	\$ -
Dramatic Art	\$ -	\$ 105,990	\$ -
Earth Science	\$ 1,588,851	\$ 1,791,200	\$ 1,235,644
East Asian Languages & Cultural Studies	\$ 5,000	\$ -	\$ -
Ecology, Evolution & Marine Biology	\$ 4,105,018	\$ 4,928,771	\$ 6,454,040
Economics	\$ 55,044	\$ 306,487	\$ 127,050
English	\$ 172,820	\$ 66,078	\$ 300,000
Environmental Studies Program	\$ 185,828	\$ -	\$ 11,324
Feminist Studies	\$ 1,432,625	\$ 300,400	\$ 5,000
Film Studies	\$ 45,000	\$ -	\$ 50,400
French & Italian	\$ -	\$ -	\$ 25,878
Geography	\$ 5,116,735	\$ 5,745,137	\$ 6,705,035
Global & International Studies	\$ 9,987	\$ -	\$ -
History	\$ 721,420	\$ 157,254	\$ 199,040
History of Art & Architecture	\$ 13,878	\$ 106,033	\$ 161,479
Linguistics	\$ 131,926	\$ 14,671	\$ 75,986

Media Arts & Technology	\$ 102,595	\$ 109,929	\$ 128,785
Mathematics	\$ 1,138,168	\$ 545,092	\$ 1,628,485
Molecular, Cellular & Developmental Biology	\$ 8,536,334	\$ 11,164,391	\$ 10,761,218
Music	\$ 248,949	\$ 751,051	\$ -
Philosophy	\$ -	\$ -	\$ -
Physics	\$ 19,396,266	\$ 17,225,471	\$ 18,811,270
Psychological & Brain Studies	\$ 5,365,017	\$ 5,223,992	\$ 5,581,572
Religious Studies	\$ 351,939	\$ 808,408	\$ 451,499
Sociology	\$ 10,908	\$ 33,507	\$ 12,239
Statistics & Applied Probability	\$ 264,544	\$ 84,601	\$ 402,900
Total	\$ 61,326,541	\$ 61,326,541	\$ 63,256,229

Donald Bren School of Environmental Science & Management

	2012-13	2013-14	2014-15
	\$ 5,545,524	\$ 9,905,699	\$ 6,500,614
Total	\$ 5,545,524	\$ 9,905,699	\$ 6,500,614

Gevirtz Graduate School of Education

	2012-13	2013-14	2014-15
Education	\$ 2,184,479	\$ 2,288,621	\$ 2,183,193
Gevirtz Research Institute	\$ -	\$ 20,000	\$ 10,000
Counseling, Clinical, & School Psychology	\$ 937,243	\$ 1,181,856	\$ 1,069,014
Total	\$ 3,121,722	\$ 3,490,477	\$ 3,262,207

Organized Research Units

	2012-13	2013-14	2014-15
California NanoSystems Institute	\$ 316,862	\$ 38,953	\$ 92,284
Earth Research Institute	\$ 2,425,775	\$ 2,821,368	\$ 3,275,180
Earth Research Institute (CCBER)	\$ 83,296	\$ 138,614	\$ 6,500
Institute for Crustal Studies	\$ -	\$ -	\$ 38,000
Institute for Social, Behavioral, & Economic Research	\$ -	\$ 554,908	\$ 1,147,543
Institute for Terahertz Science and Technology	\$ 129,550	\$ 95,200	\$ 107,500
Kavli Institute for Theoretical Physics	\$ 3,635,000	\$ 7,453,574	\$ 5,436,516
Institute for Collaborative Biotechnologies	\$ 270,000	\$ -	\$ -
Marine Science Institute (MSI)	\$ 9,433,031	\$ 9,021,012	\$ 8,314,171
National Center for Ecological Analysis and Synthesis (MSI)	\$ 2,568,869	\$ 2,187,914	\$ 5,276,138
Neuroscience Research Institute	\$ 1,103,757	\$ 677,467	\$ 1,237,208
Total	\$ 19,966,140	\$ 22,989,010	\$ 24,931,040

Other	2012-13	2013-14	2014-15
Arts & Lectures	\$ -	\$ 40,000	\$ 25,000
Associated Students	\$ -	\$ -	
Campus Outreach Initiatives	\$ 14,750	\$ -	\$ 15,141
Davidson Library	\$ 269,600	\$ 595,000	
Graduate Division	\$ 3,338,688	\$ 4,198,260	\$ 5,205,334
Natural Reserve System	\$ 1,412,000	\$ 6,037	\$ 512,544
Orfalea Family Children's Center	\$ 392,024	\$ 385,002	\$ 372,254
Student Health Service	\$ 45,000	\$ 58,000	\$ 113,900
Summer Sessions	\$ -	\$ -	\$ 61,580
VC Student Affairs	\$ 7,959	\$ 75,000	\$ 868,729
Total	\$ 5,480,021	\$ 5,357,299	\$ 7,174,482