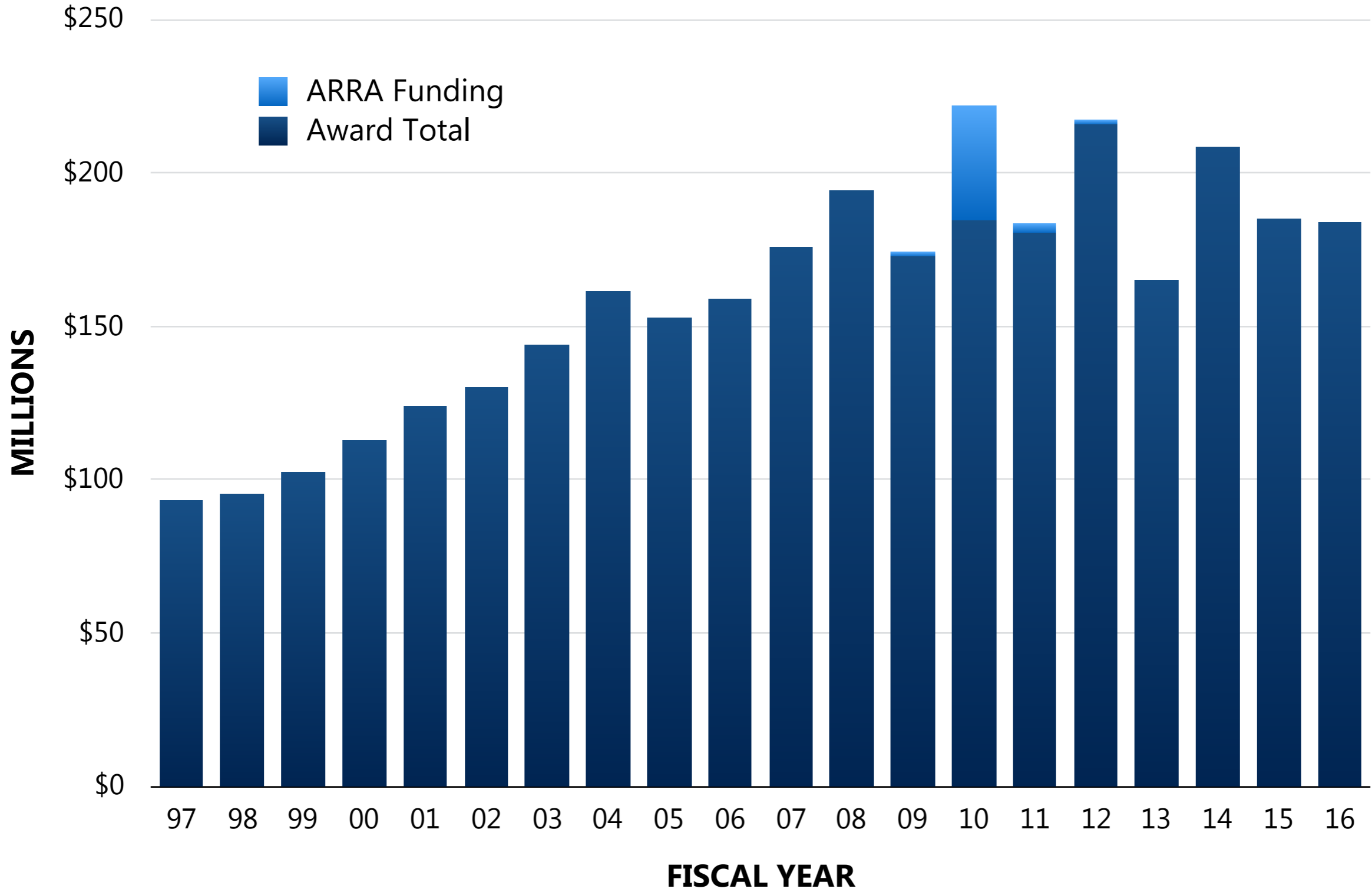
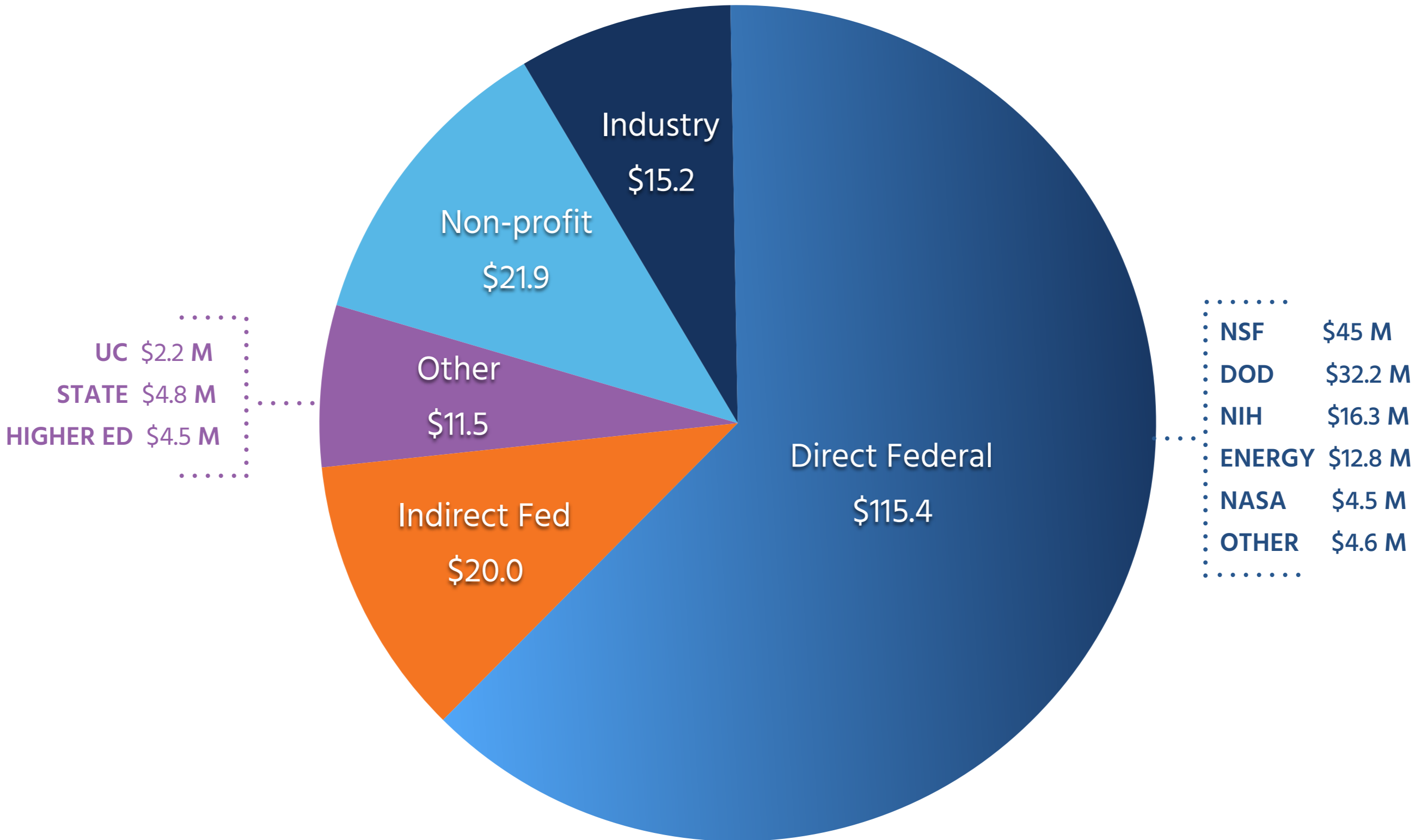


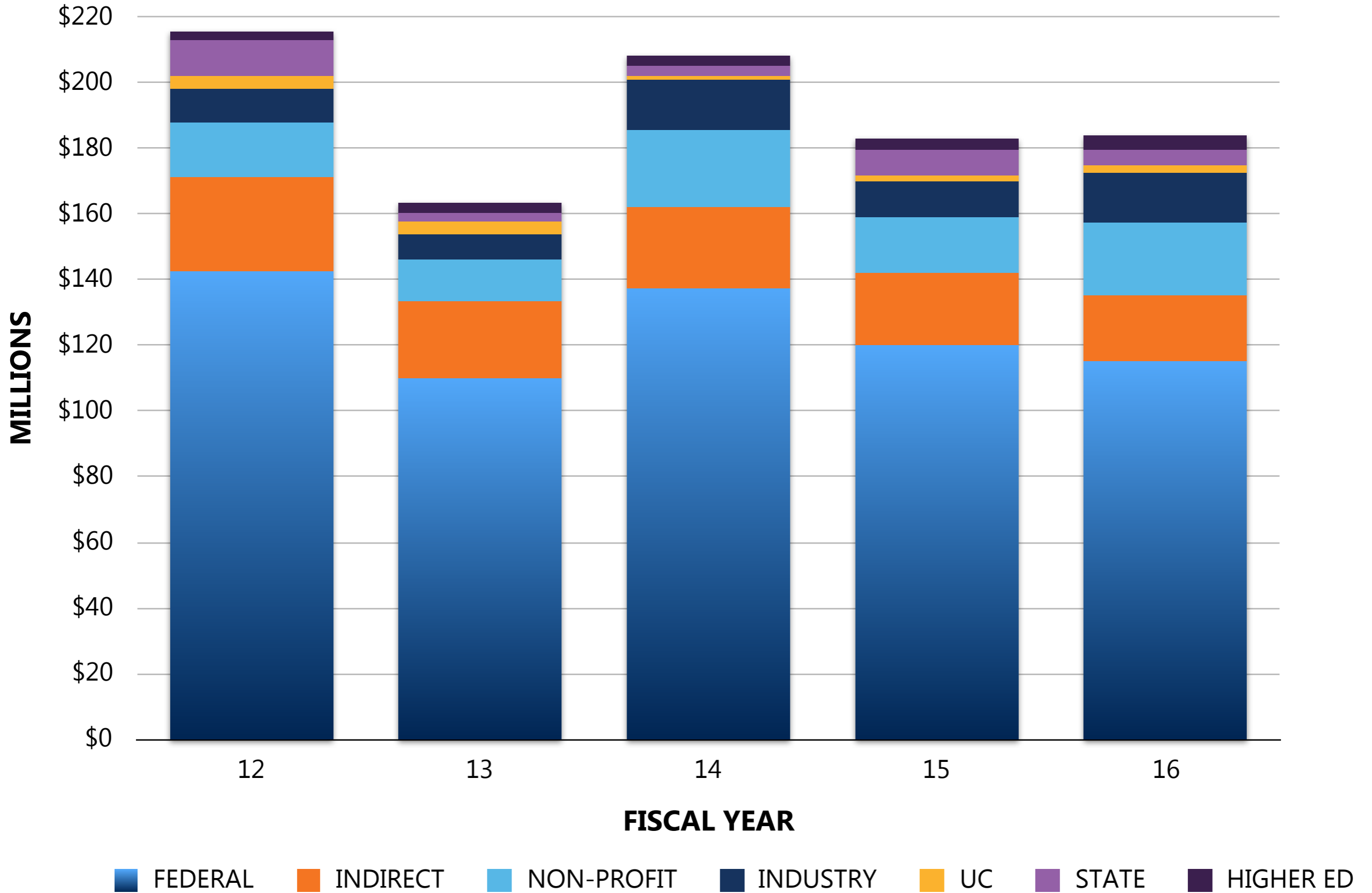
# AWARDS BY FISCAL YEAR



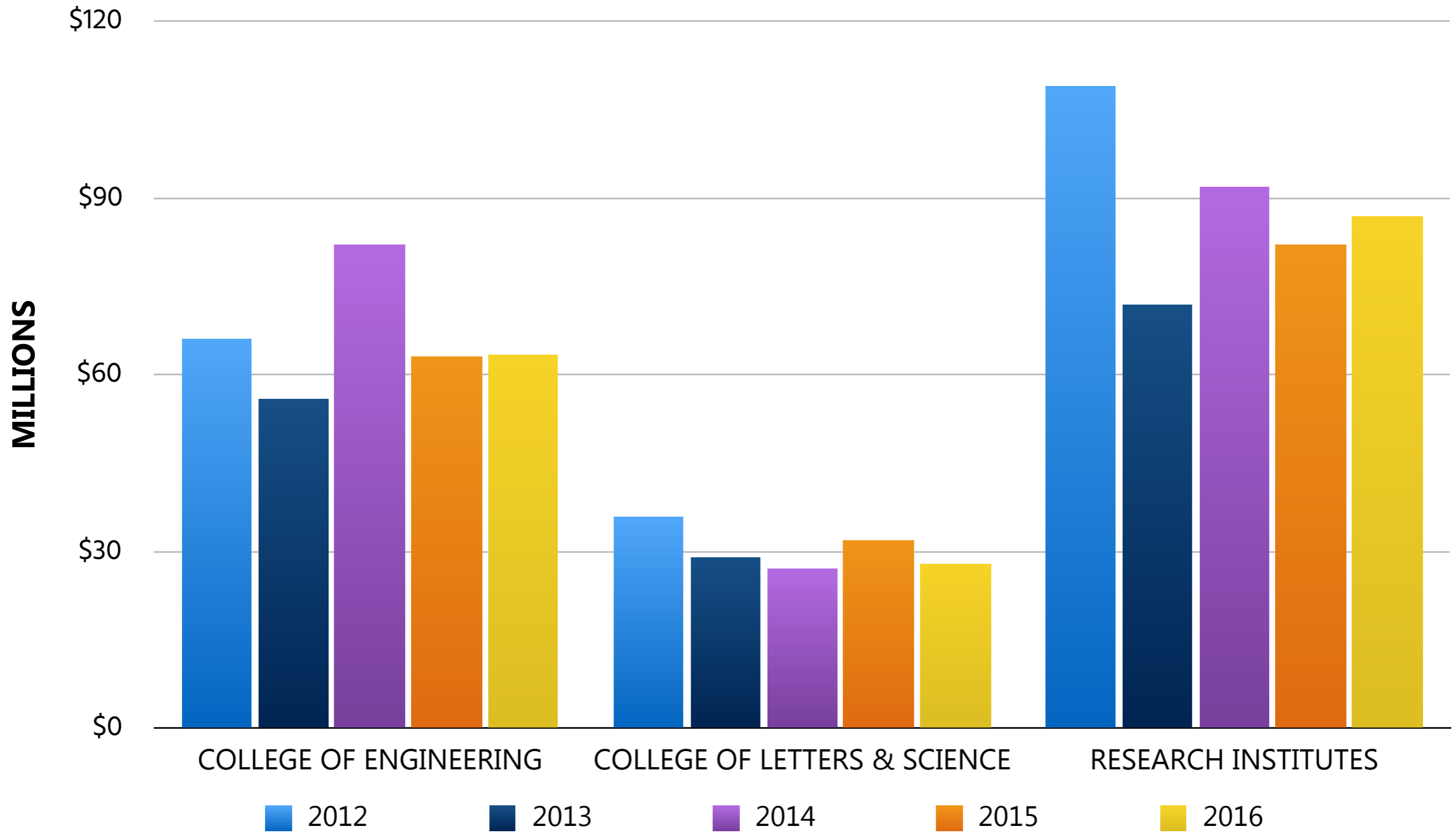
# AWARDS BY SPONSOR TYPE



# AWARDS BY SPONSOR 2012 - 2016



# AWARDS BY ADMINISTERING DEPARTMENT 2012 - 2016



**Awards by Administrative Department Detail 2014-2016**

| <b>College of Engineering</b>                     | <b>2013-14</b>      | <b>2014-15</b>      | <b>2015-16</b>      |
|---|---------------------|---------------------|---------------------|
| Chemical Engineering                              | \$ 8,715,873        | \$ 9,132,028        | \$ 4,194,739        |
| Computer Science                                  | \$ 12,765,721       | \$ 5,777,102        | \$ 10,570,914       |
| Electrical & Computer Engineering                 | \$ 21,125,064       | \$ 18,457,337       | \$ 15,962,801       |
| Institute for Energy Efficiency                   | \$ 4,897,644        | \$ 1,674,289        | \$ 7,109,881        |
| Materials   | \$ 17,647,614       | \$ 16,170,248       | \$ 13,059,066       |
| Materials Research Laboratory                     | \$ 11,997,546       | \$ 6,330,531        | \$ 8,077,493        |
| Mechanical Engineering                            | \$ 3,111,875        | \$ 3,202,794        | \$ 2,512,521        |
| Mitsubishi Chemical Center for Advanced Materials | \$ 1,260,000        | \$ 1,195,000        | \$ 1,140,771        |
| Technology Management Program                     | \$ 333,170          | \$ 682,034          | \$ 665,812          |
| Total:  | <hr/> \$ 81,854,507 | <hr/> \$ 62,621,363 | <hr/> \$ 63,293,998 |

| <b>College of Letters &amp; Science</b>     | <b>2013-14</b>      | <b>2014-15</b>      | <b>2015-16</b>      |
|---|---------------------|---------------------|---------------------|
| Chemistry & Biochemistry                    | \$ 5,978,848        | \$ 4,139,042        | \$ 3,827,843        |
| Geography                                   | \$ 2,930,795        | \$ 3,427,050        | \$ 2,834,136        |
| Interdisciplinary Humanities Center         | \$ 1,170,395        | \$ 1,046,898        | \$ 753,551          |
| Mathematics                                 | \$ 545,092          | \$ 1,628,485        | \$ 971,135          |
| Molecular, Cellular & Developmental Biology | \$ 5,330,411        | \$ 5,520,534        | \$ 2,624,437        |
| Physics                                     | \$ 6,441,343        | \$ 10,652,131       | \$ 11,192,629       |
| Psychological & Brain Sciences              | \$ 3,635,645        | \$ 4,764,297        | \$ 4,986,601        |
| Religious Studies                           | \$                  | \$                  | \$ 56,300           |
| Statistics & Applied Probability            | \$ 84,601           | \$ 402,900          | \$ 639,839          |
| Total:                                      | <hr/> \$ 26,117,130 | <hr/> \$ 31,581,337 | <hr/> \$ 27,886,471 |

| <b>Donald Bren School of Environmental Science and Management</b> | <b>2013-14</b>  | <b>2014-15</b>  | <b>2015-16</b>  |
|---|-----------------|-----------------|-----------------|
| Total:  | <hr/> \$ 91,306 | <hr/> \$ 15,000 | <hr/> \$ 32,000 |

| <b>Gevirtz Graduate School of Education</b> | <b>2013-14</b> | <b>2014-15</b> | <b>2015-16</b> |
|---|----------------|----------------|----------------|
|---|----------------|----------------|----------------|

|        |    |           |    |           |    |           |
|--------|----|-----------|----|-----------|----|-----------|
| Total: | \$ | 3,174,871 | \$ | 3,091,781 | \$ | 2,709,105 |
|--------|----|-----------|----|-----------|----|-----------|

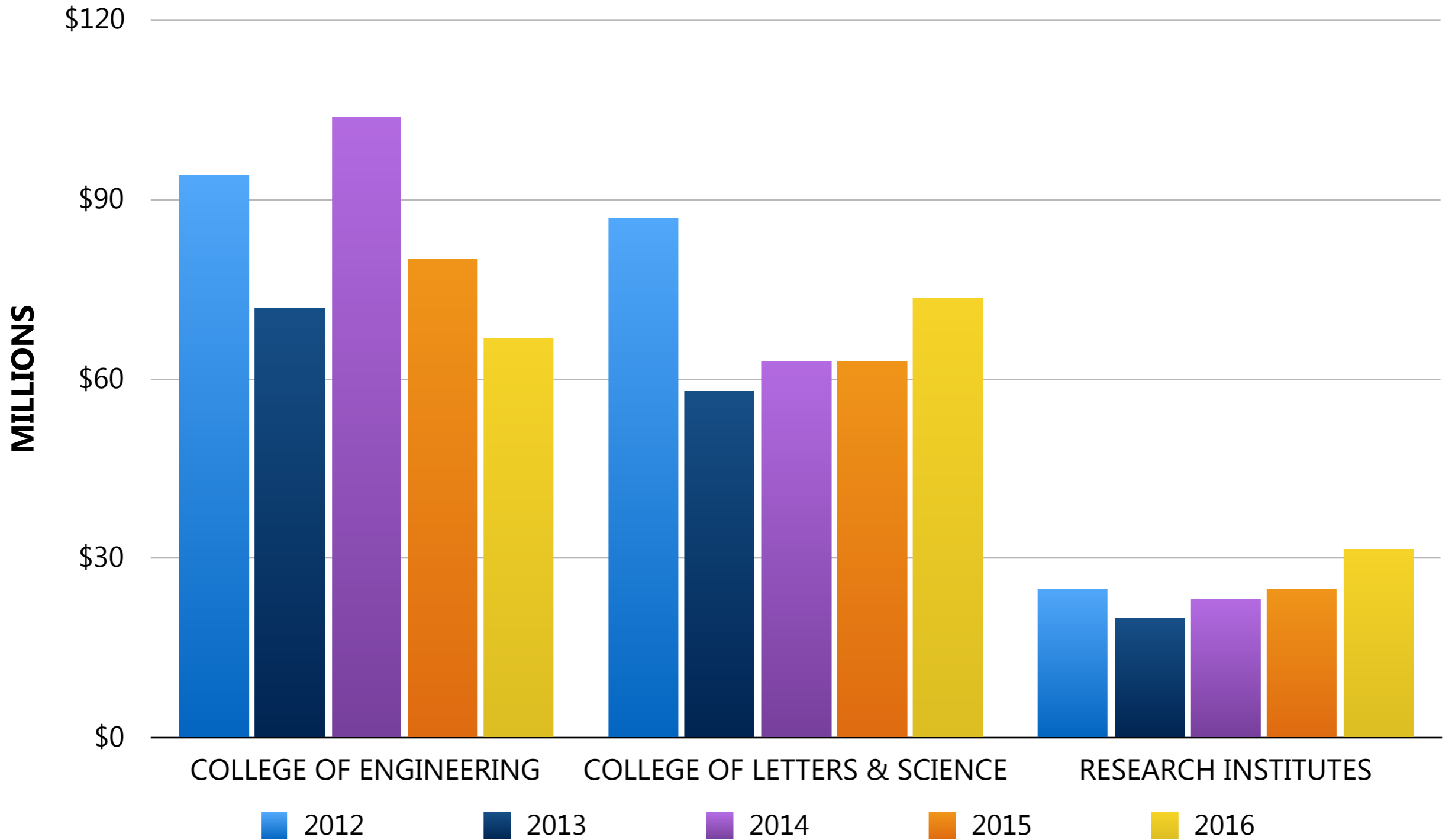
**Organized Research Units**

|   | <b>2013-14</b> | <b>2014-15</b> | <b>2015-16</b> |
|---|----------------|----------------|----------------|
| California Nanosystems Institute                      | \$ 10,244,372  | \$ 10,113,717  | \$ 7,222,171   |
| Center for Polymers & Organic Solids                  | \$ 1,341,610   | \$ 1,373,249   | \$ 286,000     |
| Chicano Studies Institute                             | \$ 318,096     | \$ 227,426     | \$ 232,771     |
| Earth Research Institute (CCBER)                      | \$ 1,068,610   | \$ 6,500       | \$ 2,601,707   |
| Earth Research Institute (ERI)                        | \$ 7,618,858   | \$ 10,629,236  | \$ 8,948,271   |
| Institute for Collaborative Biotechnologies           | \$ 27,613,865  | \$ 16,812,793  | \$ 13,005,131  |
| Institute of Social, Behavioral, & Economic Research  | \$ 4,005,512   | \$ 5,564,438   | \$ 4,493,145   |
| Institute for Terahertz Science & Technology          | \$ 3,599,627   | \$ 2,005,552   | \$ 2,474,432   |
| Kavli Inst For Theoretical Physics                    | \$ 7,453,574   | \$ 5,331,515   | \$ 9,039,118   |
| Marine Science Institute (MSI)                        | \$ 18,287,426  | \$ 17,977,630  | \$ 21,780,363  |
| National Center for Ecological Analysis and Synthesis | \$ 2,228,228   | \$ 6,613,126   | \$ 8,996,534   |
| Neuroscience Research Institute                       | \$ 6,743,246   | \$ 5,328,066   | \$ 7,845,542   |
| Total:  | \$ 90,523,024  | \$ 81,983,248  | \$ 86,925,185  |

**Other**

|                                 | <b>2013-14</b> | <b>2014-15</b> | <b>2015-16</b> |
|---------------------------------|----------------|----------------|----------------|
| Arts & Lectures                 | \$ 40,000      | \$ 25,000      | \$ 25,000      |
| Center for Bioengineering       | 8,855          |                |                |
| Davidson Library                | \$ 595,000     | \$             | \$ 339,579     |
| Education Abroad Program        | \$ 76,950      | \$ 134,409     | \$ 80,000      |
| Facilities Management           | \$             | \$             | \$ 1,000       |
| Graduate Division               | \$ 4,198,260   | \$ 5,205,334   | \$ 2,201,333   |
| Orfalia Family Childrens Center | \$ 385,002     | \$ 372,254     | \$ 559,934     |
| Student Health Service          | \$ 58,000      | \$ 113,900     | \$ 3,100       |
| Total:                          | \$ 5,362,067   | \$ 5,850,897   | \$ 3,209,946   |

# AWARDS BY HOME DEPARTMENT 2012 - 2016



## Awards by Home Department Detail 2014-2016

| <b>College of Engineering</b>     |           | <b>2013-14</b>   |           | <b>2014-15</b>  |           | <b>2015-16</b>  |
|-----------------------------------|-----------|------------------|-----------|-----------------|-----------|-----------------|
| Chemical Engineering              | \$        | 35,568,103       | \$        | 24,855,455      | \$        | 7,055,430       |
| Computer Science                  | \$        | 12,925,339       | \$        | 6,890,590       | \$        | 12,374,072      |
| Electrical & Computer Engineering | \$        | 20,960,739       | \$        | 19,708,358      | \$        | 23,236,554      |
| Materials                         | \$        | 27,907,804       | \$        | 21,366,558      | \$        | 20,057,389      |
| Materials Research Laboratory     | \$        | 47,114           | \$        | 51,530          | \$        | 54,194          |
| Mechanical Engineering            | \$        | 6,335,610        | \$        | 6,465,529       | \$        | 3,574,193       |
| Technology Management Program     | \$        | 309,170          | \$        | 682,034         | \$        | 665,812         |
| <b>Total:</b>                     | <b>\$</b> | <b>104053879</b> | <b>\$</b> | <b>80020054</b> | <b>\$</b> | <b>67017644</b> |

| <b>College of Letters &amp; Science</b> |    | <b>2013-14</b> |    | <b>2014-15</b> |    | <b>2015-16</b> |
|---|----|----------------|----|----------------|----|----------------|
| Anthropology                            | \$ | 2,435,837      | \$ | 2,806,646      | \$ | 1,257,915      |
| Art Studio                              | \$ |                | \$ | 25,000         | \$ |                |
| Asian American Studies                  | \$ |                | \$ | 49,992         | \$ | 34,258         |
| Biomedical Science and Engineering      | \$ | 34,027         | \$ | 35,694         | \$ | 37,008         |
| Black Studies                           | \$ |                | \$ | 12,715         | \$ |                |
| Chemistry & Biochemistry                | \$ | 9,386,714      | \$ | 7,197,338      | \$ | 6,177,024      |
| Chicana & Chicano Studies               | \$ | 1,500          | \$ |                | \$ | 1,500          |
| Communication                           | \$ |                | \$ |                | \$ | 1,052,061      |
| Earth Science                           | \$ | 1,791,200      | \$ | 1,235,644      | \$ | 2,277,822      |
| East Asian Languages & Cultural Studies | \$ |                | \$ |                | \$ | 15,000         |
| Ecology, Evolution, & Marine Biology    | \$ | 4,928,771      | \$ | 6,454,040      | \$ | 5,501,632      |
| Economics                               | \$ | 306,487        | \$ | 127,050        | \$ | 489,315        |
| English                                 | \$ | 66,078         | \$ | 300,000        | \$ | 524,847        |
| Environmental Studies Program           | \$ |                | \$ | 11,324         | \$ | 154,805        |
| Feminist Studies                        | \$ | 300,400        | \$ | 5,000          | \$ |                |
| Film Studies                            | \$ |                | \$ | 50,400         | \$ |                |
| French & Italian                        | \$ |                | \$ | 25,878         | \$ | 35,000         |
| Geography                               | \$ | 5,745,137      | \$ | 6,705,035      | \$ | 11,966,541     |
| Germanic, Slavic, & Semitic Studies     | \$ |                | \$ |                | \$ | 30,000         |



|   |    |            |    |            |    |            |
|---|----|------------|----|------------|----|------------|
| Global & International Studies              | \$ |            | \$ |            | \$ | 25,000     |
| History                                     | \$ | 157,254    | \$ | 199,040    | \$ | 294,571    |
| History of Art & Architecture               | \$ | 106,033    | \$ | 161,479    | \$ | 10,000     |
| Interdisciplinary Humanities Center         | \$ |            | \$ |            | \$ | 76,742     |
| Linguistics                                 | \$ | 14,671     | \$ | 75,986     | \$ | 2,973      |
| Media Arts & Technology Program             | \$ | 109,929    | \$ | 128,785    | \$ | 997,690    |
| Mathematics                                 | \$ | 545,092    | \$ | 1,628,485  | \$ | 971,135    |
| Molecular, Cellular & Developmental Biology | \$ | 11,164,391 | \$ | 10,761,218 | \$ | 9,225,790  |
| Music                                       | \$ | 751,051    | \$ |            | \$ | 155,849    |
| Physics                                     | \$ | 17,225,471 | \$ | 18,811,270 | \$ | 16,316,894 |
| Political Science                           | \$ |            | \$ |            | \$ | 123,474    |
| Psychological & Brain Sciences              | \$ | 5,223,992  | \$ | 5,581,572  | \$ | 14,617,333 |
| Religious Studies                           | \$ | 808,408    | \$ | 451,499    | \$ | 515,830    |
| Sociology                                   | \$ | 33,507     | \$ | 12,239     | \$ | 35,000     |
| Statistics & Applied Probability            | \$ | 84,601     | \$ | 402,900    | \$ | 639,839    |
| Theatre and Dance                           | \$ | 105,990    | \$ |            | \$ | 1,500      |
| Total:                                      | \$ | 61,326,541 | \$ | 63,256,229 | \$ | 73,564,348 |

|   |    |                |    |                |    |                |
|---|----|----------------|----|----------------|----|----------------|
| <b>Donald Bren School of Environmental Science and Management</b> |    | <b>2013-14</b> |    | <b>2014-15</b> |    | <b>2015-16</b> |
|   | \$ | 9,905,699      | \$ | 6,500,614      | \$ | 5,575,332      |
| Total:  | \$ | 9,905,699      | \$ | 6,500,614      | \$ | 5,575,332      |

|   |    |                |    |                |    |                |
|---|----|----------------|----|----------------|----|----------------|
| <b>Gevirtz Graduate School of Education</b> |    | <b>2013-14</b> |    | <b>2014-15</b> |    | <b>2015-16</b> |
| Counseling, Clinical, & School Psychology   |    | 1,181,857      |    | 1,069,014      |    | 1,709,743      |
| Education                                   |    | 2,288,621      |    | 2,183,193      |    | 1,111,326      |
| Gevirtz Graduate School of Education        |    | 20,000         |    | 0              |    | 0              |
| Graduate School of Education                |    | 0              |    | 10,000         |    | 60,807         |
| Total:                                      | \$ | 3,490,478      | \$ | 3,262,207      | \$ | 2,881,876      |

|                                  |    |        |    |        |    |         |
|----------------------------------|----|--------|----|--------|----|---------|
| <b>Organized Research Units</b>  |    |        |    |        |    |         |
| California Nanosystems Institute | \$ | 38,953 | \$ | 92,284 | \$ | 111,755 |

|   |    |            |    |            |    |            |
|---|----|------------|----|------------|----|------------|
| Earth Research Institute (ERI)                        | \$ | 2,821,368  | \$ | 3,275,180  | \$ | 4,024,300  |
| Earth Research Institute (CCBER)                      |    | 138,614    |    | 6,500      |    | 28,000     |
| Institute for Collaborative Biotechnologies           | \$ |            | \$ |            | \$ | 295,758    |
| Institute of Crustal Studies                          | \$ |            | \$ | 38,000     | \$ |            |
| Institute of Social, Behavioral, & Economic Research  | \$ | 554,908    | \$ | 1,147,543  | \$ | 825,282    |
| Institute for Terahertz Science & Technology          | \$ | 95,200     | \$ | 107,500    | \$ | 66,600     |
| Kavli Inst For Theoretical Physics                    | \$ | 7,453,574  | \$ | 5,436,516  | \$ | 9,144,118  |
| Marine Science Institute (MSI)                        | \$ | 9,021,012  | \$ | 8,314,171  | \$ | 11,903,331 |
| National Center for Ecological Analysis and Synthesis | \$ | 2,187,914  | \$ | 5,276,138  | \$ | 3,574,380  |
| Neuroscience Research Institute                       | \$ | 677,467    | \$ | 1,237,208  | \$ | 1,625,562  |
|   |    | <hr/>      |    | <hr/>      |    | <hr/>      |
| Total:  | \$ | 22,989,010 | \$ | 24,931,040 | \$ | 31,599,086 |

| <b>Other</b>                    |    | <b>2013-14</b> |    | <b>2014-15</b> |    | <b>2015-16</b> |
|---------------------------------|----|----------------|----|----------------|----|----------------|
| Arts & Lectures                 | \$ | 40,000         | \$ | 25,000         | \$ | 25,000         |
| Campus Outreach Initiatives     | \$ |                | \$ | 15,141         | \$ |                |
| Davidson Library                | \$ | 595,000        | \$ |                | \$ | 339,579        |
| Facilities Management           | \$ |                | \$ |                | \$ | 1,000          |
| Graduate Division               | \$ | 4,198,260      | \$ | 5,205,334      | \$ | 2,201,333      |
| National Reserve System         | \$ | 6,037          | \$ | 512,544        | \$ | 124,403        |
| Orfalea Family Childrens Center | \$ | 385,002        | \$ | 372,254        | \$ | 559,934        |
| Student Health Service          | \$ | 58,000         | \$ | 113,900        | \$ | 3,100          |
| Summer Sessions                 | \$ |                | \$ | 61,580         | \$ |                |
| VC Research                     | \$ |                | \$ |                | \$ | 150,000        |
| VC Student Affairs              | \$ | 75,000         | \$ | 868,729        | \$ | 14,070         |
|                                 |    | <hr/>          |    | <hr/>          |    | <hr/>          |
| Total:                          | \$ | 5,357,299      | \$ | 7,174,482      | \$ | 3,418,419      |