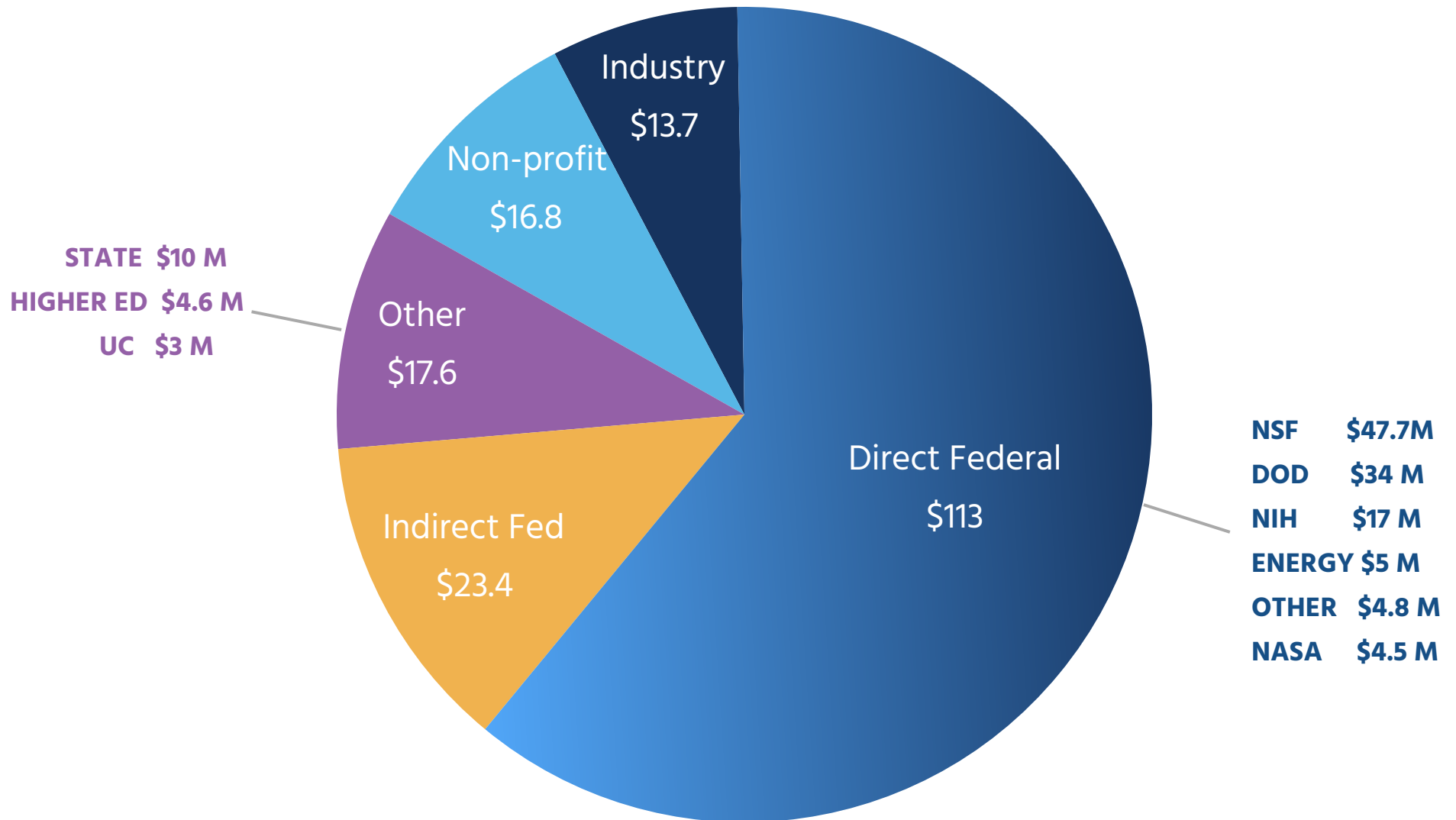
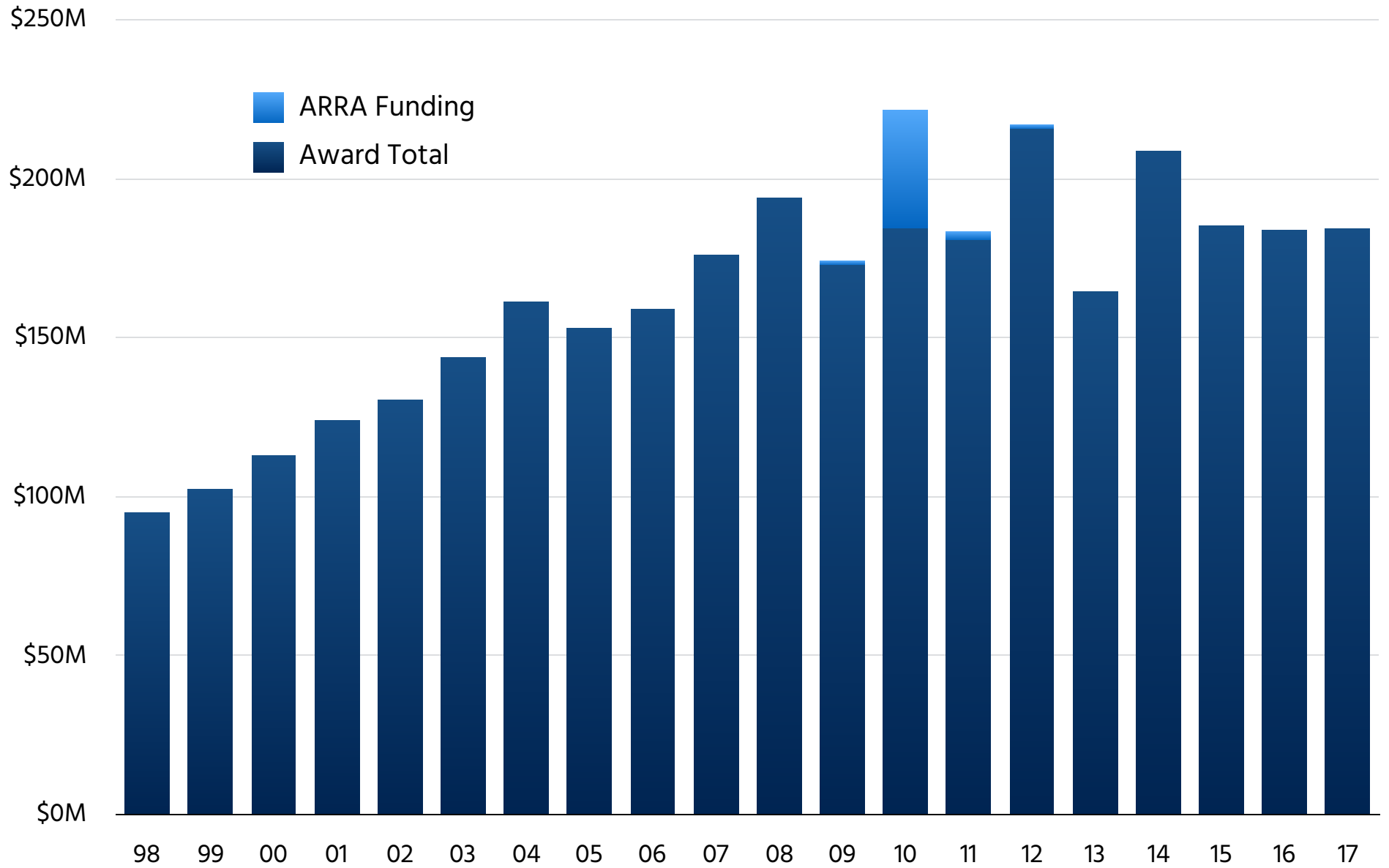


AWARDS BY SPONSOR TYPE

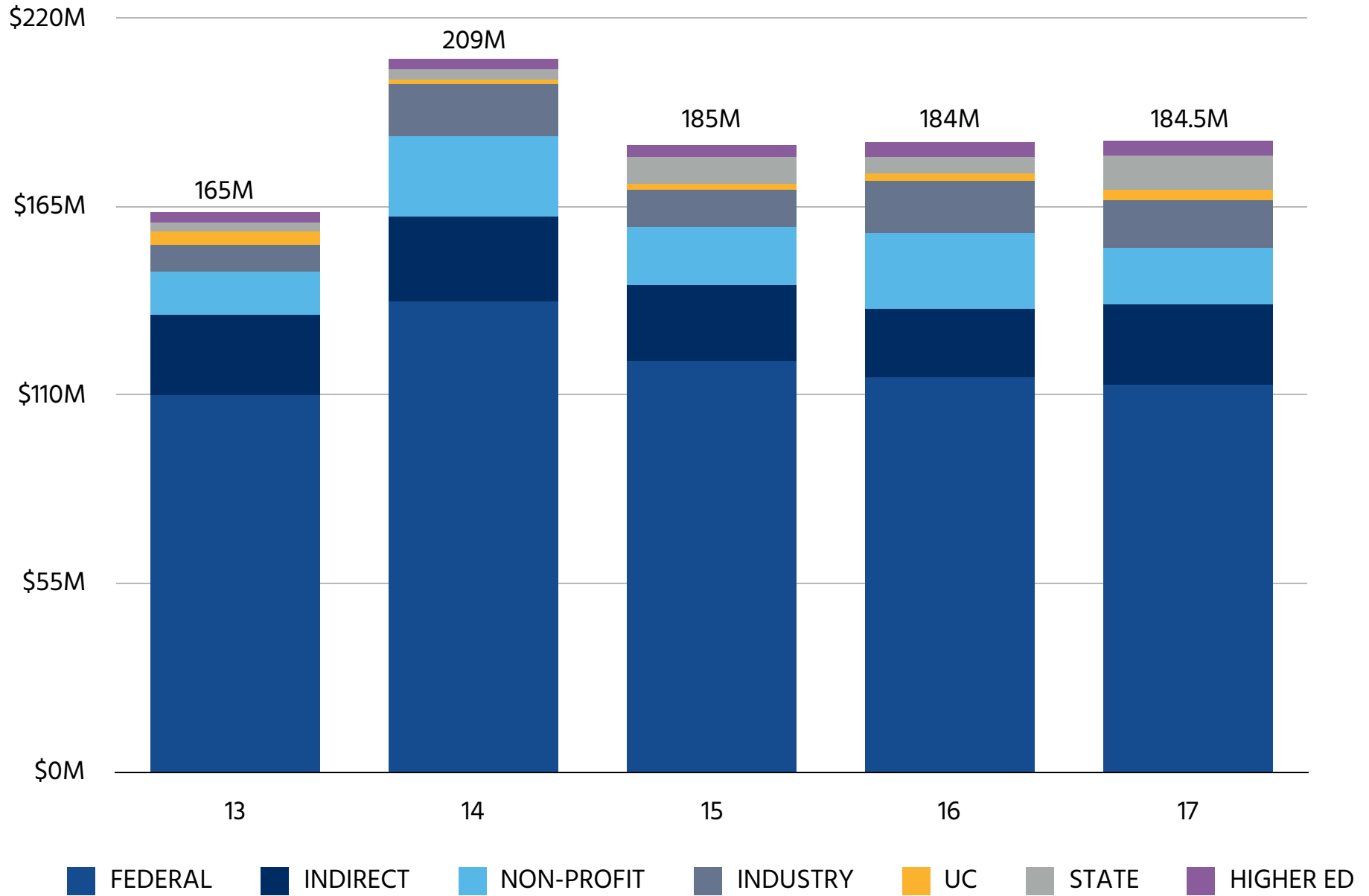
\$184.5 Million Total



AWARDS BY FISCAL YEAR

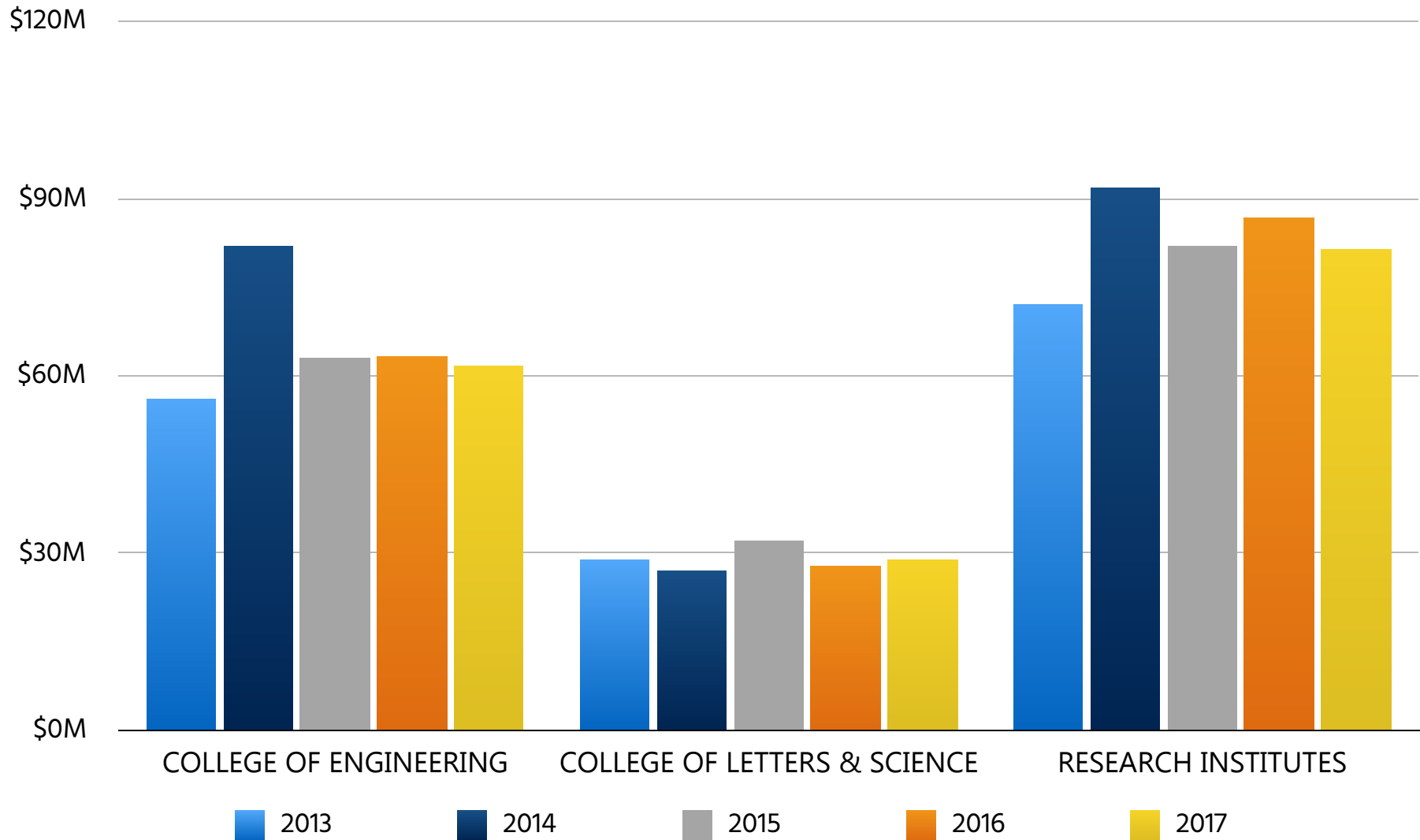


AWARDS BY SPONSOR 2013 - 2017



AWARDS BY ADMINISTERING DEPARTMENT

2013 - 2017



Awards by Administrative Department Detail 2014-2017

College of Engineering	2014-15	2015-16	2016-17
Chemical Engineering	\$ 9,132,028	\$ 4,194,739	\$ 10,199,858
Computer Science	\$ 5,777,102	\$ 10,570,914	\$ 7,075,148
Electrical & Computer Engineering	\$ 18,457,337	\$ 15,962,801	\$ 17,286,755
Institute for Energy Efficiency	\$ 1,674,289	\$ 7,109,881	\$ 5,694,903
Materials	\$ 16,170,248	\$ 13,059,066	\$ 9,387,943
Materials Research Laboratory	\$ 6,330,531	\$ 8,077,493	\$ 6,637,969
Mechanical Engineering	\$ 3,202,794	\$ 2,512,521	\$ 3,862,242
Mitsubishi Chemical Center for Advanced Materials	\$ 1,195,000	\$ 1,140,771	\$ 1,219,266
Technology Management Program	\$ 682,034	\$ 665,812	\$ 364,742
Total:	\$ 62,621,363	\$ 63,293,998	\$ 61,728,826

College of Letters & Science	2014-15	2015-16	2016-17
Chemistry & Biochemistry	\$ 4,139,042	\$ 3,827,843	\$ 7,425,579
Geography	\$ 3,427,050	\$ 2,834,136	\$ 3,327,254
Interdisciplinary Humanities Center	\$ 1,046,898	\$ 753,551	\$ 444,860
Mathematics	\$ 1,628,485	\$ 971,135	\$ 1,251,178
Molecular, Cellular & Developmental Biology	\$ 5,520,534	\$ 2,624,437	\$ 5,018,135
Physics	\$ 10,652,131	\$ 11,192,629	\$ 8,809,865
Psychological & Brain Sciences	\$ 4,764,297	\$ 4,986,601	\$ 2,545,329
Religious Studies	\$	\$ 56,300	\$ 0
Statistics & Applied Probability	\$ 402,900	\$ 639,839	\$ 98,538
Total:	\$ 31,581,337	\$ 27,886,471	\$ 28,920,738

Donald Bren School of Environmental Science and Management	2014-15	2015-16	2016-17
Total:	\$ 15,000	\$ 32,000	\$ 0

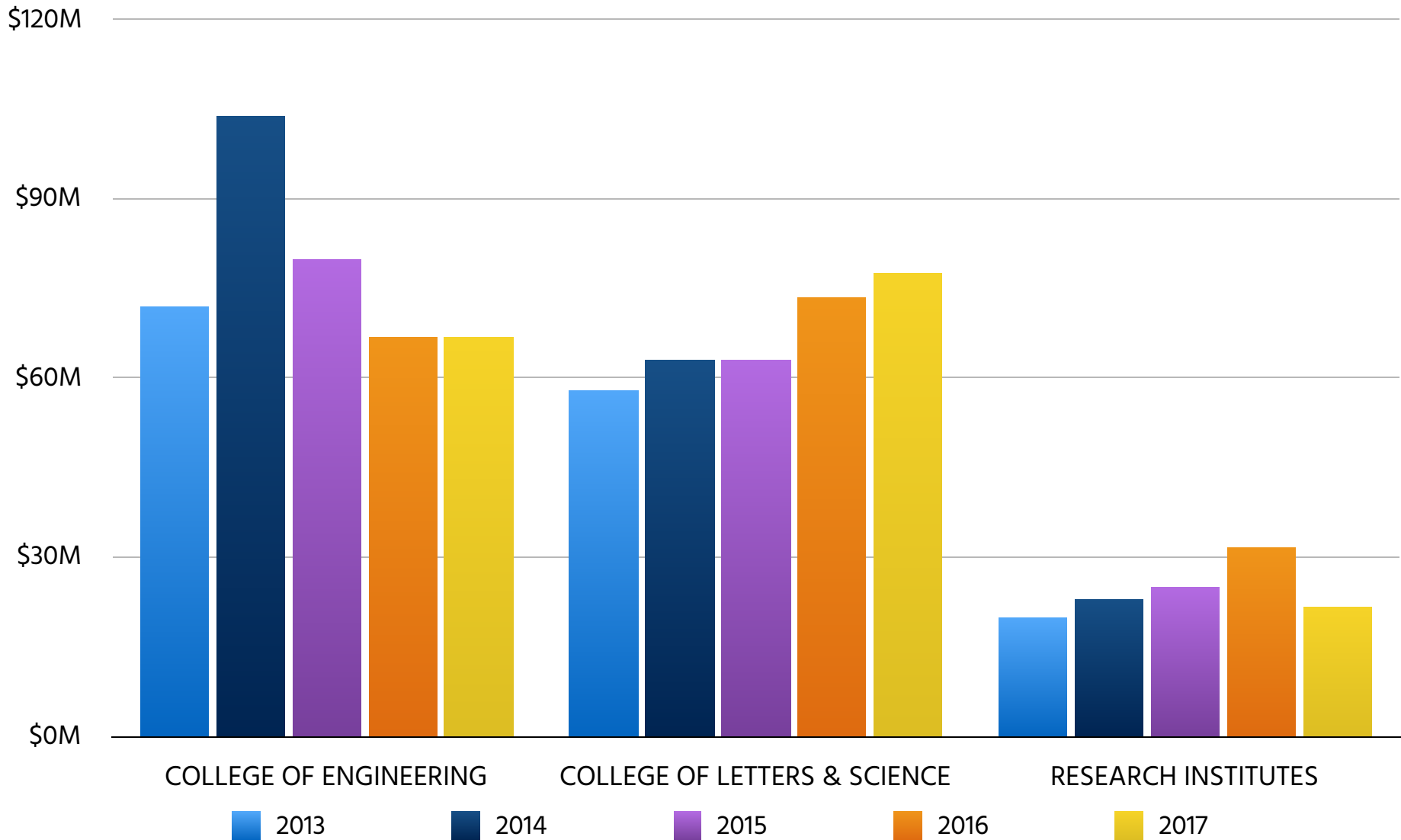
Gevirtz Graduate School of Education	2014-15	2015-16	2016-17
Total:	\$ 3,091,781	\$ 2,709,105	\$ 2,477,252

Organized Research Units	2014-15	2015-16	2016-17
California Nanosystems Institute	\$ 10,113,717	\$ 7,222,171	\$ 7,995,269
Center for Polymers & Organic Solids	\$ 1,373,249	\$ 286,000	\$ 1,002,187
Chicano Studies Institute	\$ 227,426	\$ 232,771	\$ 229,027
Earth Research Institute (CCBER)	\$ 6,500	\$ 2,601,707	\$ 11,162,433
Earth Research Institute (ERI)	\$ 10,629,236	\$ 8,948,271	\$ 6,649,339
Institute for Collaborative Biotechnologies	\$ 16,812,793	\$ 13,005,131	\$ 11,389,280
Institute of Social, Behavioral, & Economic Research	\$ 5,564,438	\$ 4,493,145	\$ 4,444,396
Institute for Terahertz Science & Technology	\$ 2,005,552	\$ 2,474,432	\$ 1,095,365
Kavli Inst For Theoretical Physics	\$ 5,331,515	\$ 9,039,118	\$ 4,723,546
Marine Science Institute (MSI)	\$ 17,977,630	\$ 21,780,363	\$ 17,781,659
National Center for Ecological Analysis and Synthesis	\$ 6,613,126	\$ 8,996,534	\$ 6,258,567
Neuroscience Research Institute	\$ 5,328,066	\$ 7,845,542	\$ 8,761,837
Total:	\$ 81,983,248	\$ 86,925,185	\$ 81,492,905

Other	2014-15	2015-16	2016-17
Admissions			\$ 142,000
Arts & Lectures	\$ 25,000	\$ 25,000	\$ 25,000
Center for Bioengineering			
Davidson Library	\$	\$ 339,579	\$ 600,000
Education Abroad Program	\$ 134,409	\$ 80,000	\$ 159,740
Facilities Management	\$	\$ 1,000	\$ 0
Graduate Division	\$ 5,205,334	\$ 2,201,333	\$ 8,238,877
Orfalia Family Childrens Center	\$ 372,254	\$ 559,934	\$ 707,428
Student Health Service	\$ 113,900	\$ 3,100	\$ 59,055
Total:	\$ 5,850,897	\$ 3,209,946	\$ 9,932,100

AWARDS BY HOME DEPARTMENT

2013 - 2017



Awards by Home Department Detail 2014-2017

College of Engineering		2014-15		2015-16		2016-17
Chemical Engineering	\$	24,855,455	\$	7,055,430	\$	13,247,874
Computer Science	\$	6,890,590	\$	12,374,072	\$	7,309,707
Electrical & Computer Engineering	\$	19,708,358	\$	23,236,554	\$	23,111,808
Materials	\$	21,366,558	\$	20,057,389	\$	15,773,093
Materials Research Laboratory	\$	51,530	\$	54,194	\$	0
Mechanical Engineering	\$	6,465,529	\$	3,574,193	\$	6,894,568
Technology Management Program	\$	682,034	\$	665,812	\$	456,270
Total:	\$	80020054	\$	67017644	\$	66,793,320

College of Letters & Science		2014-15		2015-16		2016-17
Anthropology	\$	2,806,646	\$	1,257,915	\$	12,940
Art Studio	\$	25,000	\$	0	\$	0
Asian American Studies	\$	49,992	\$	34,258	\$	45,000
Biomedical Science and Engineering	\$	35,694	\$	37,008	\$	35,571
Black Studies	\$	12,715	\$	0	\$	0
Chemistry & Biochemistry	\$	7,197,338	\$	6,177,024	\$	11,177,610
Chicana & Chicano Studies	\$	0	\$	1,500	\$	11,966
Communication	\$	0	\$	1,052,061	\$	296,557
Earth Science	\$	1,235,644	\$	2,277,822	\$	2,560,663
East Asian Languages & Cultural Studies	\$	0	\$	15,000	\$	5,000
Ecology, Evolution, & Marine Biology	\$	6,454,040	\$	5,501,632	\$	6,610,354
Economics	\$	127,050	\$	489,315	\$	124,747
English	\$	300,000	\$	524,847	\$	260,000
Environmental Studies Program	\$	11,324	\$	154,805	\$	1,615,087
Feminist Studies	\$	5,000	\$	0	\$	5,000
Film Studies	\$	50,400	\$	0	\$	0
French & Italian	\$	25,878	\$	35,000	\$	0
Geography	\$	6,705,035	\$	11,966,541	\$	17,253,393
Germanic, Slavic, & Semitic Studies	\$	0	\$	30,000	\$	30,000
Global & International Studies	\$	0	\$	25,000	\$	0

History	\$	199,040	\$	294,571	\$	198,516
History of Art & Architecture	\$	161,479	\$	10,000	\$	0
Interdisciplinary Humanities Center	\$	0	\$	76,742	\$	0
Linguistics	\$	75,986	\$	2,973	\$	425,915
Media Arts & Technology Program	\$	128,785	\$	997,690	\$	77,639
Mathematics	\$	1,628,485	\$	971,135	\$	1,251,178
Molecular, Cellular & Developmental Biology	\$	10,761,218	\$	9,225,790	\$	10,400,475
Music	\$	0	\$	155,849	\$	100,000
Physics	\$	18,811,270	\$	16,316,894	\$	10,826,701
Political Science	\$	0	\$	123,474	\$	368,779
Psychological & Brain Sciences	\$	5,581,572	\$	14,617,333	\$	13,197,829
Religious Studies	\$	451,499	\$	515,830	\$	159,740
Sociology	\$	12,239	\$	35,000	\$	330,729
Statistics & Applied Probability	\$	402,900	\$	639,839	\$	98,538
Theatre and Dance	\$	0	\$	1,500	\$	0
Total:	\$	63,256,229	\$	73,564,348	\$	77,479,927

Donald Bren School of Environmental Science and Management		2014-15		2015-16		2016-17
	\$	6,500,614	\$	5,575,332	\$	5,171,580
Total:	\$	6,500,614	\$	5,575,332	\$	

Gevirtz Graduate School of Education		2014-15		2015-16		2016-17
Counseling, Clinical, & School Psychology		1,069,014		1,709,743		1,504,679
Education		2,183,193		1,111,326		1,410,842
Gevirtz Graduate School of Education		0		0		0
Graduate School of Education		10,000		60,807		0
Total:	\$	3,262,207	\$	2,881,876	\$	2,915,521

Organized Research Units		2014-15		2015-16		2016-17
California Nanosystems Institute	\$	92,284	\$	111,755	\$	0
Earth Research Institute (ERI)	\$	3,275,180	\$	4,024,300	\$	2,826,843
Earth Research Institute (CCBER)		6,500		28,000		0
Institute for Collaborative Biotechnologies	\$	0	\$	295,758	\$	148,149

Institute of Crustal Studies	\$	38,000	\$	0	\$	0
Institute of Social, Behavioral, & Economic Research	\$	1,147,543	\$	825,282	\$	1,057,371
Institute for Terahertz Science & Technology	\$	107,500	\$	66,600	\$	0
Kavli Inst For Theoretical Physics	\$	5,436,516	\$	9,144,118	\$	5,032,645
Marine Science Institute (MSI)	\$	8,314,171	\$	11,903,331	\$	4,565,102
National Center for Ecological Analysis and Synthesis	\$	5,276,138	\$	3,574,380	\$	5,118,451
Neuroscience Research Institute	\$	1,237,208	\$	1,625,562	\$	3,025,574
Total:	\$	24,931,040	\$	31,599,086	\$	21,774,135

Other		2014-15		2015-16		2016-17
Admissions	\$	0	\$	0	\$	142,000
Arts & Lectures	\$	25,000	\$	25,000	\$	25,000
Campus Outreach Initiatives	\$	15,141	\$		\$	0
Davidson Library	\$	0	\$	339,579	\$	600,000
Facilities Management	\$	0	\$	1,000	\$	0
Graduate Division	\$	5,205,334	\$	2,201,333	\$	8,238,877
National Reserve System	\$	512,544	\$	124,403	\$	0
Orfalea Family Childrens Center	\$	372,254	\$	559,934	\$	707,428
Student Health Service	\$	113,900	\$	3,100	\$	59,055
Summer Sessions	\$	61,580	\$	0	\$	0
VC Research	\$	0	\$	150,000	\$	604,978
VC Student Affairs	\$	868,729	\$	14,070	\$	40,000
Total:	\$	7,174,482	\$	3,418,419	\$	10,417,338