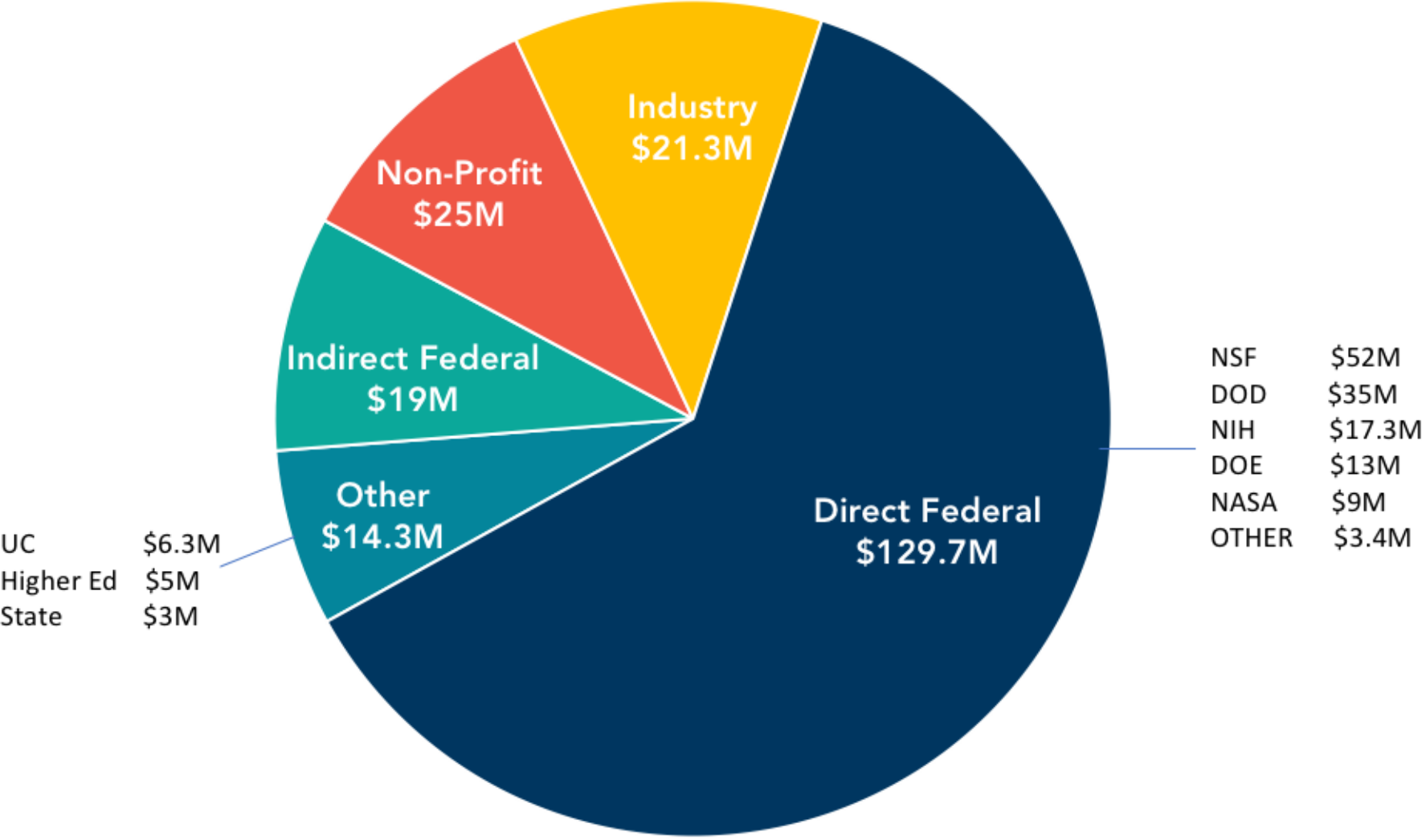
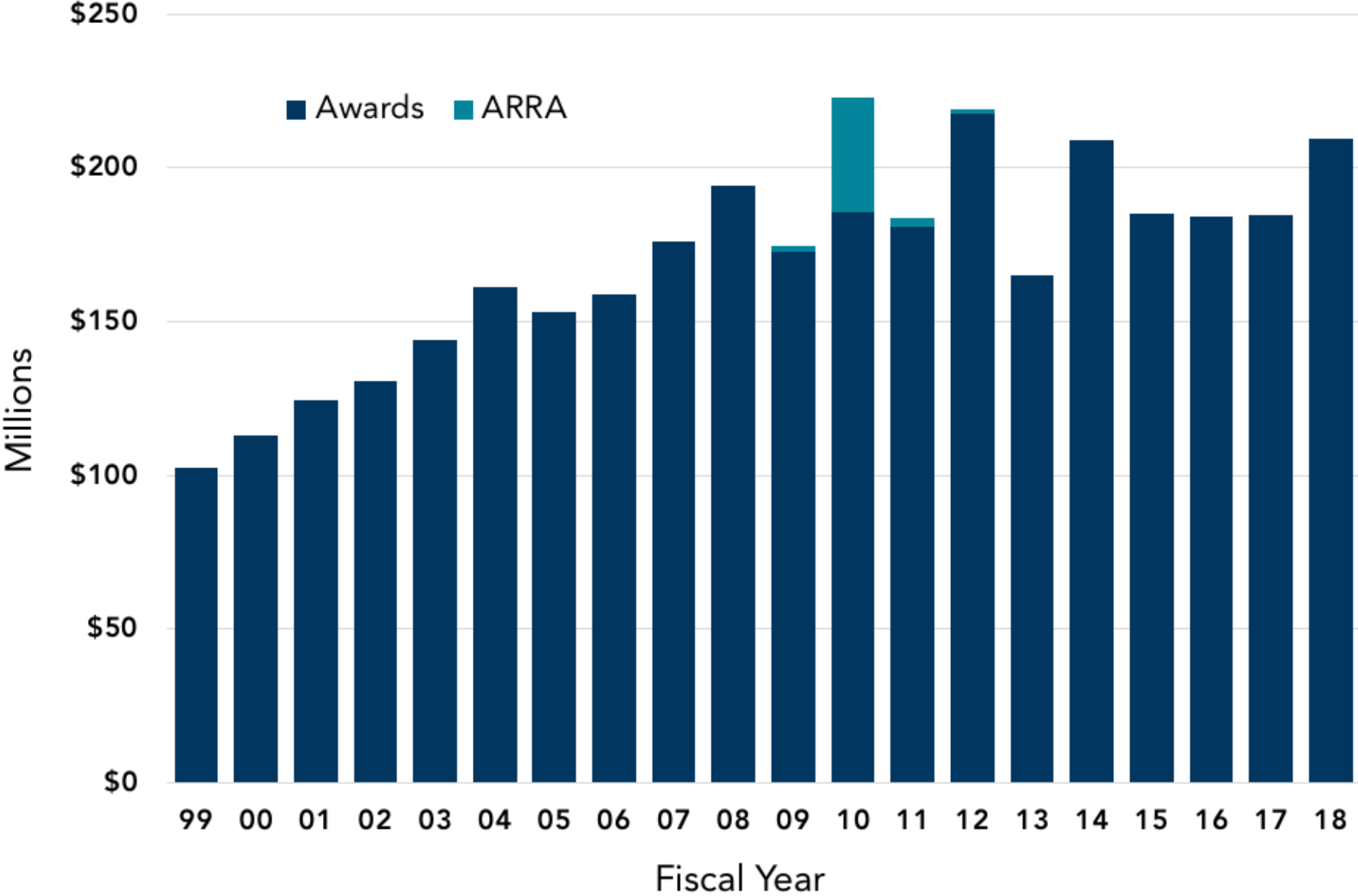


Awards by Sponsor

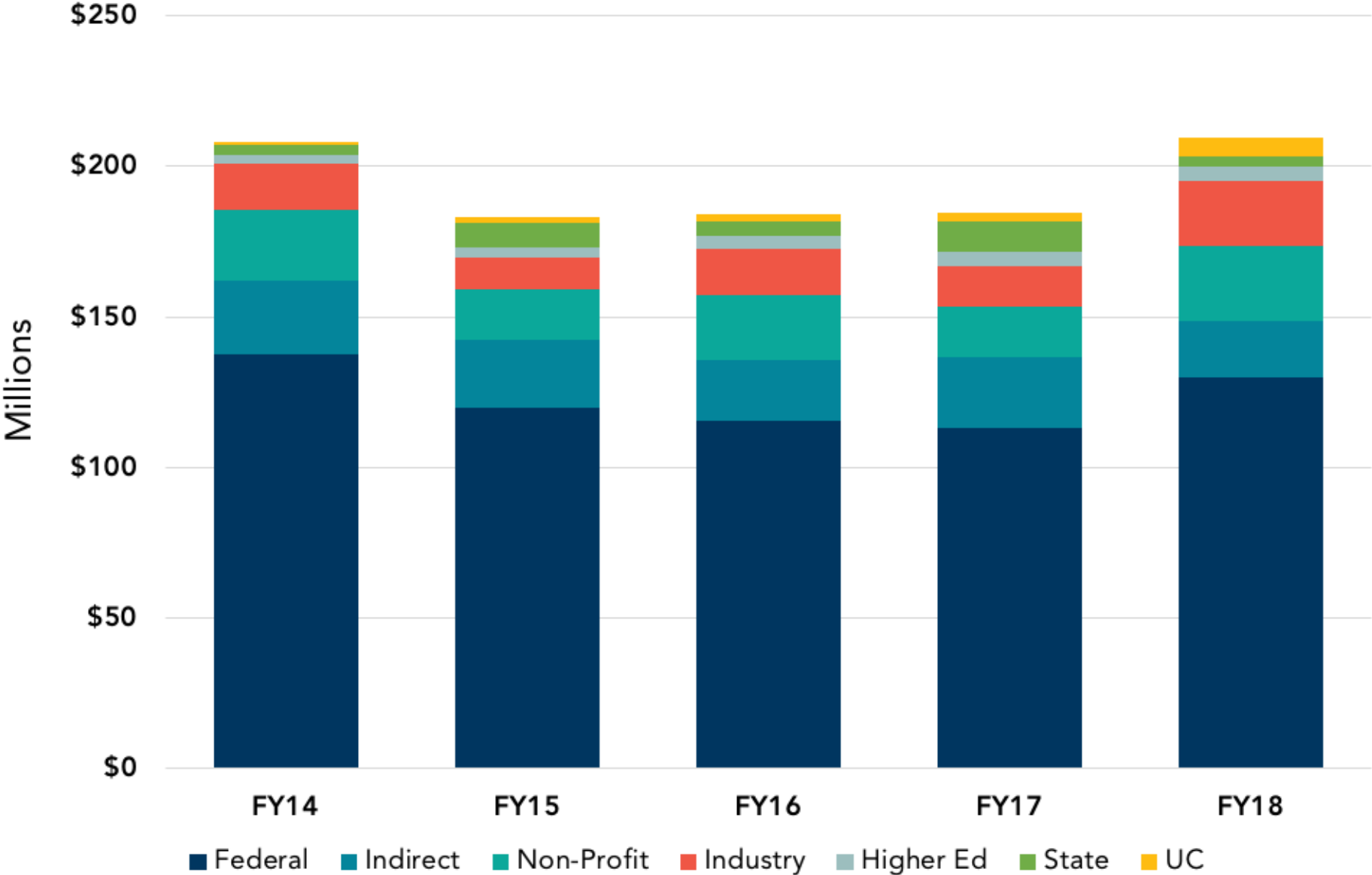
\$209.3 Million



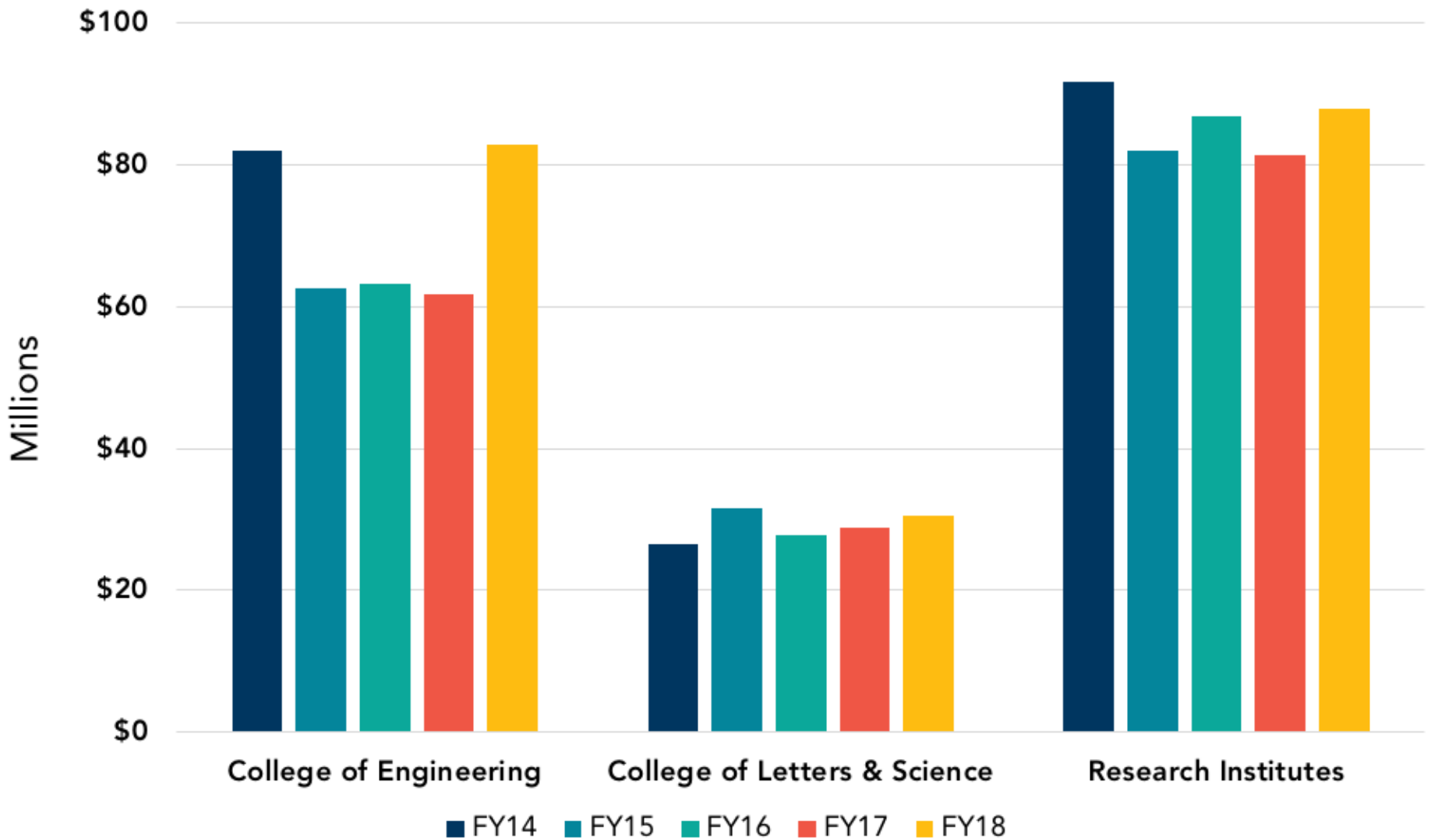
Awards by Fiscal Year



Awards by Sponsor FY14 - FY18



Awards by Administering Department 2014 - 2018



Awards by Administrative Department Detail 2014-2018

College of Engineering	2013-14	2014-15	2015-16	2016-17	2017-18
Chemical Engineering	\$ 8,715,873	9,132,028	4,194,739	10,199,858	8,122,931
Computer Science	\$ 12,765,721	5,777,102	10,570,914	7,075,148	8,458,304
Electrical & Computer Engineering	\$ 21,125,064	18,457,337	15,962,801	17,286,755	27,707,867
Institute for Energy Efficiency	\$ 4,897,644	1,674,289	7,109,881	5,694,903	6,882,084
Materials	\$ 17,647,614	16,170,248	13,059,066	9,387,943	17,006,788
Materials Research Laboratory	\$ 11,997,546	6,330,531	8,077,493	6,637,969	6,770,129
Mechanical Engineering	\$ 3,111,875	3,202,794	2,512,521	3,862,242	6,641,885
Mitsubishi Chemical Center for Advanced Materials	\$ 1,260,000	1,195,000	1,140,771	1,219,266	1,132,000
Technology Management Program	\$ 333,170	682,034	665,812	364,742	220,546
Total:	\$ 81,854,507	62,621,363	63,293,998	61,728,826	82,942,534

College of Letters & Science	2013-14	2014-15	2015-16	2016-17	2017-18
Chemistry & Biochemistry	\$ 5,978,848	4,139,042	3,827,843	7,425,579	7,024,229
Geography	\$ 2,930,795	3,427,050	2,834,136	3,327,254	3,815,186
Interdisciplinary Humanities Center	\$ 1,170,395	1,046,898	753,551	444,860	1,852,557
Mathematics	\$ 545,092	1,628,485	971,135	1,251,178	1,285,938
Molecular, Cellular & Developmental Biology	\$ 5,330,411	5,520,534	2,624,437	5,018,135	3,315,925
Physics	\$ 6,441,343	10,652,131	11,192,629	8,809,865	10,564,073
Psychological & Brain Sciences	\$ 3,635,645	4,764,297	4,986,601	2,545,329	2,584,577
Religious Studies	\$		56,300	0	0
Statistics & Applied Probability	\$ 84,601	402,900	639,839	98,538	148,530
Total:	\$ 26,117,130	31,581,337	27,886,471	28,920,738	30,591,015

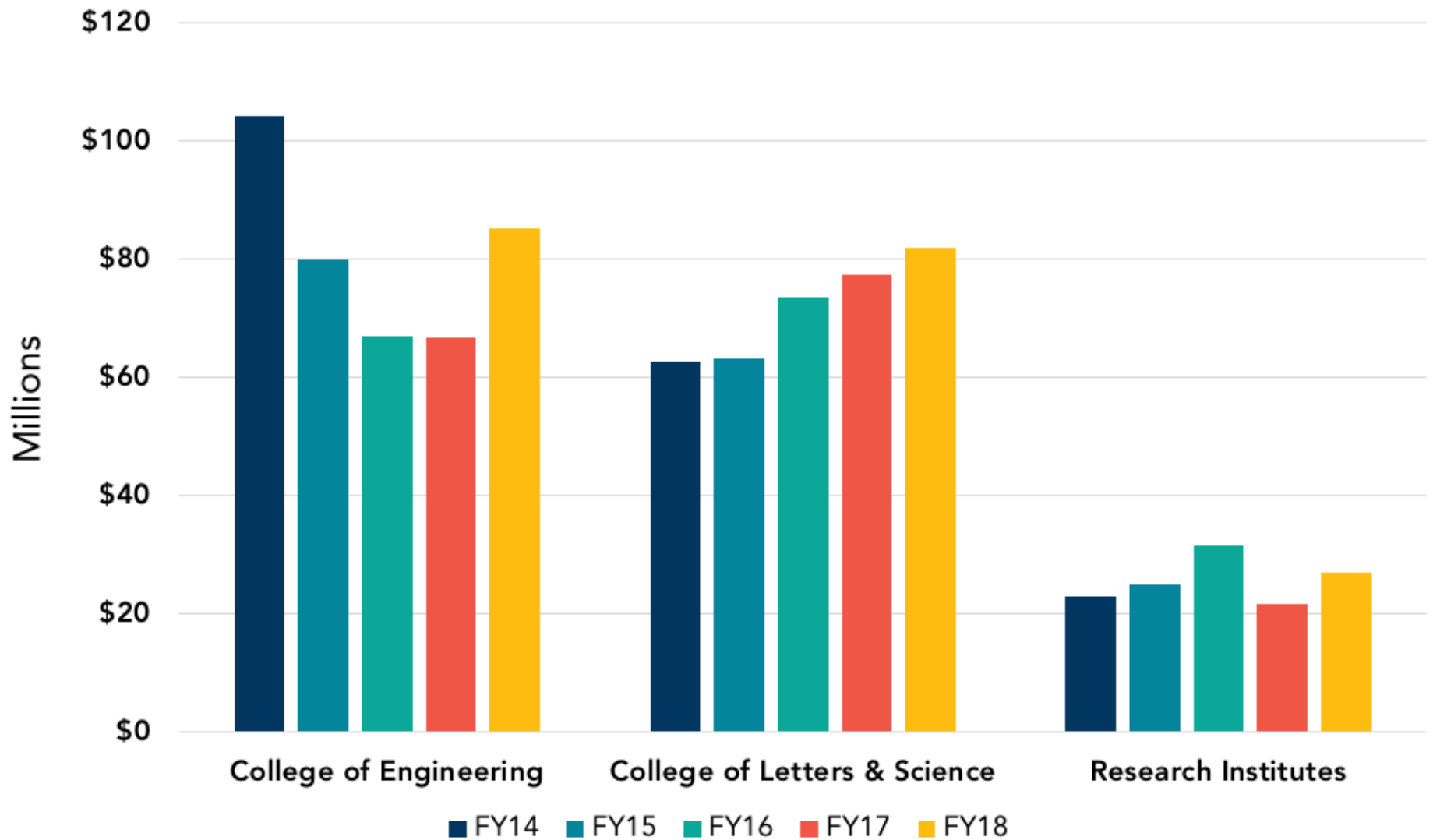
Donald Bren School of Environmental Science and Management	2013-14	2014-15	2015-16	2016-17	2017-18
Total:	\$ 91,306	15,000	32,000	0	0

Gevirtz Graduate School of Education	2013-14	2014-15	2015-16	2016-17	2017-18
Total:	\$ 3,174,871	3,091,781	2,709,105	2,477,252	2,541,788

Organized Research Units		2013-14	2014-15	2015-16	2016-17	2017-18
California Nanosystems Institute	\$	10,244,372	10,113,717	7,222,171	7,995,269	6,355,083
Center for Polymers & Organic Solids	\$	1,341,610	1,373,249	286,000	1,002,187	524,881
Chicano Studies Institute	\$	318,096	227,426	232,771	229,027	175,916
Earth Research Institute (CCBER)	\$	1,068,610	6,500	2,601,707	11,162,433	609,900
Earth Research Institute (ERI)	\$	7,618,858	10,629,236	8,948,271	6,649,339	15,396,531
Institute for Collaborative Biotechnologies	\$	27,613,865	16,812,793	13,005,131	11,389,280	14,572,875
Institute of Social, Behavioral, & Economic Research	\$	4,005,512	5,564,438	4,493,145	4,444,396	6,108,080
Institute for Terahertz Science & Technology	\$	3,599,627	2,005,552	2,474,432	1,095,365	859,208
Kavli Inst For Theoretical Physics	\$	7,453,574	5,331,515	9,039,118	4,723,546	6,324,686
Marine Science Institute (MSI)	\$	18,287,426	17,977,630	21,780,363	17,781,659	22,614,258
National Center for Ecological Analysis and Synthesis	\$	2,228,228	6,613,126	8,996,534	6,258,567	4,529,698
Neuroscience Research Institute	\$	6,743,246	5,328,066	7,845,542	8,761,837	9,862,551
Total:	\$	90,523,024	81,983,248	86,925,185	81,492,905	87,933,667

Other		2013-14	2014-15	2015-16	2016-17	2017-18
Admissions	\$				142,000	0
Arts & Lectures	\$	40,000	25,000	25,000	25,000	14,400
Center for Bioengineering		8,855				0
Davidson Library	\$	595,000		339,579	600,000	349,089
Education Abroad Program	\$	76,950	134,409	80,000	159,740	118,500
Facilities Management	\$			1,000	0	0
Graduate Division	\$	4,198,260	5,205,334	2,201,333	8,238,877	4,161,012
Orfalia Family Childrens Center	\$	385,002	372,254	559,934	707,428	683,088
Student Health Service	\$	58,000	113,900	3,100	59,055	13,750
Total:	\$	5,362,067	5,850,897	3,209,946	9,932,100	5,339,839

Awards by Home Department 2014 - 2018



Awards by Home Department Detail 2014-2018

College of Engineering	2013-14	2014-15	2015-16	2016-17	2017-18
Chemical Engineering	35,568,103	24,855,455	7,055,430	13,247,874	10,570,983
Computer Science	12,925,339	6,890,590	12,374,072	7,309,707	9,556,102
Electrical & Computer Engineering	20,960,739	19,708,358	23,236,554	23,111,808	34,553,533
Materials	27,907,804	21,366,558	20,057,389	15,773,093	22,305,081
Materials Research Laboratory	47,114	51,530	54,194	0	0
Mechanical Engineering	6,335,610	6,465,529	3,574,193	6,894,568	8,016,065
Technology Management Program	309,170	682,034	665,812	456,270	220,546
Total:	104053879	80020054	67017644	66,793,320	85,222,310

College of Letters & Science	2013-14	2014-15	2015-16	2016-17	2017-18
Anthropology	2,435,837	2,806,646	1,257,915	12,940	1,482,840
Art Studio		25,000		0	0
Asian American Studies		49,992	34,258	45,000	0
Biomedical Science and Engineering	34,027	35,694	37,008	35,571	36,319
Black Studies		12,715		0	0
Chemistry & Biochemistry	9,386,714	7,197,338	6,177,024	11,177,610	11,100,095
Chicana & Chicano Studies	1,500		1,500	11,966	3000
Communication			1,052,061	296,557	274517
Earth Science	1,791,200	1,235,644	2,277,822	2,560,663	2,316,398
East Asian Languages & Cultural Studies			15,000	5,000	20000
Ecology, Evolution, & Marine Biology	4,928,771	6,454,040	5,501,632	6,610,354	5,971,990
Economics	306,487	127,050	489,315	124,747	10,000
English	66,078	300,000	524,847	260,000	1,719,816
Environmental Studies Program		11,324	154,805	1,615,087	93,108
Feminist Studies	300,400	5,000		5,000	0
Film Studies		50,400		0	0
French & Italian		25,878	35,000	0	0
Geography	5,745,137	6,705,035	11,966,541	17,253,393	13,307,862
Germanic, Slavic, & Semitic Studies			30,000	30,000	6278
Global & International Studies			25,000	0	225000

History	157,254	199,040	294,571	198,516	176,317
History of Art & Architecture	106,033	161,479	10,000	0	170111
Interdisciplinary Humanities Center			76,742	0	0
Linguistics	14,671	75,986	2,973	425,915	657,448
Media Arts & Technology Program	109,929	128,785	997,690	77,639	107,741
Mathematics	545,092	1,628,485	971,135	1,251,178	1285938
Molecular, Cellular & Developmental Biology	11,164,391	10,761,218	9,225,790	10,400,475	11,748,707
Music	751,051		155,849	100,000	0
Physics	17,225,471	18,811,270	16,316,894	10,826,701	12,854,902
Political Science			123,474	368,779	512259
Psychological & Brain Sciences	5,223,992	5,581,572	14,617,333	13,197,829	16,424,984
Religious Studies	808,408	451,499	515,830	159,740	118,500
Sociology	33,507	12,239	35,000	330,729	591,913
Statistics & Applied Probability	84,601	402,900	639,839	98,538	752,143
Theatre and Dance	105,990		1,500	0	0
Writing Program					129,500
Total:	61,326,541	63,256,229	73,564,348	77,479,927	82,097,686

Donald Bren School of Environmental Science and Ma	2013-14	2014-15	2015-16	2016-17	2017-18
	9,905,699	6,500,614	5,575,332	5,171,580	6,559,080
Total:	9,905,699	6,500,614	5,575,332		6,559,080

Gevirtz Graduate Schoold of Education	2013-14	2014-15	2015-16	2016-17	2017-18
Counseling, Clinical, & School Psychology	1,181,857	1,069,014	1,709,743	1,504,679	1,244,961
Education	2,288,621	2,183,193	1,111,326	1,410,842	1,313,827
Gevirtz Graduate School of Education	20,000	0	0	0	0
Graduate School of Education	0	10,000	60,807	0	0
Total:	3,490,478	3,262,207	2,881,876	2,915,521	2,558,788

Organized Research Units				2016-17	2017-18
California Nanosystems Institute	38,953	92,284	111,755	0	369,792
Earth Research Institute (ERI)	2,821,368	3,275,180	4,024,300	2,826,843	3,941,463

Earth Research Institute (CCBER)	138,614	6,500	28,000	0	80,000
Institute for Collaborative Biotechnologies			295,758	148,149	225,000
Institute of Crustal Studies		38,000		0	
Institute of Social, Behavioral, & Economic Research	554,908	1,147,543	825,282	1,057,371	0
Institute for Terahertz Science & Technology	95,200	107,500	66,600	0	0
Kavli Inst For Theoretical Physics	7,453,574	5,436,516	9,144,118	5,032,645	6,717,042
Marine Science Institute (MSI)	9,021,012	8,314,171	11,903,331	4,565,102	11,052,520
National Center for Ecological Analysis and Synthesis	2,187,914	5,276,138	3,574,380	5,118,451	3,218,274
Neuroscience Research Institute	677,467	1,237,208	1,625,562	3,025,574	1,520,755
Total:	<u>22,989,010</u>	<u>24,931,040</u>	<u>31,599,086</u>	21,774,135	27,124,846

Other	2013-14	2014-15	2015-16	2016-17	2017-18
Admissions				142,000	0
Arts & Lectures	40,000	25,000	25,000	25,000	14,400
Campus Outreach Initiatives		15,141		0	0
Davidson Library	595,000		339,579	600,000	349,089
Facilities Management			1,000	0	0
Graduate Division	4,198,260	5,205,334	2,201,333	8,238,877	4,161,012
National Reserve System	6,037	512,544	124,403	0	0
Orfalea Family Childrens Center	385,002	372,254	559,934	707,428	683,088
Student Health Service	58,000	113,900	3,100	59,055	13,750
Summer Sessions		61,580		0	0
VC Research			150,000	604,978	524,794
VC Student Affairs	75,000	868,729	14,070	40,000	40,000
Total:	<u>5,357,299</u>	<u>7,174,482</u>	<u>3,418,419</u>	10,417,338	5,786,133

TOTAL DIRECT FEDERAL:	129,690,793
TOP TEN DIRECT FEDERAL SPONSORS	
National Science Foundation-NSF	52,018,473
DN Office Of Naval Research (ONR)	10,410,243
DA Army Research, Durham, N.C. Office (AROD)	9,969,650
NASA Miscellaneous Centers	6,849,859
DA Army Misc Bases And Agencies	5,369,546
NIH General Medical Sciences, National Institute Of	4,542,497
DOE Washington, D.C.	4,434,000
DOE Advanced Research Projects Agency-Energy (ARPA-E)	4,400,000
DOE Miscellaneous Offices and Programs	3,297,233
DOD Advanced Research Projects Agency (DARPA)	2,960,547
TOTAL INDIRECT FEDERAL:	18,967,807
TOP TEN INDIRECT FEDERAL SPONSORS	
State University of New York (SUNY)	3,454,983
UC Center For Water Resources	1,477,790
California Institute Of Technology-Cal Tech	1,321,250
UC Los Angeles	1,085,373
Chapman University	836,325
UC San Diego	580,382
Cornell University	579,954
Natl Fish And Wildlife Foundation	497,913
CSU San Diego State University	483,285
University Of Maryland	480,873
TOTAL NON PROFIT:	25,017,272
TOP TEN NON PROFIT SPONSORS	
Semiconductor Research Corporation	6,142,606
Gordon And Betty Moore Foundation	2,341,139
Nature Conservancy	2,010,962
Andrew W. Mellon Foundation (The)	1,325,000
King Abdulaziz City for Science and Technology	901,528
Rainwater Charitable Foundation	862,520
Centro De Investigacion Cientifica De Ensenada (Cicese)(Mexico)	736,537
Simons Foundation	696,000
Heising-Simons Foundation	681,493
Oak Ridge Natl Lab	643,625
TOTAL INDUSTRY:	21,312,412
TOP TEN INDUSTRY SPONSORS	
Simpson And Simpson Business And Personnel Services, Inc.	5,749,211
Aramco Services Company	1,700,000
Honeywell, Inc. (Includes Sperry Flight & Tetrattech Data Systems, Inc)	1,282,272

Mitsubishi Group (Japan)	1,132,000
DOW Chemical Company	1,080,271
Siemens (Incl U.S. Subsidiaries) (Germany)	840,000
Lilly Research Laboratories	734,916
Google Inc.	680,613
ITALCONSULT	610,000
The Schmidt Family Foundation	454,300
TOTAL STATE AND LOCAL:	3,058,040
TOP TEN STATE AND LOCAL SPONSORS	
Cal Wildlife Conservation Board	1,471,700
Cal Department Of Education	466,374
Cal Resource Agency/Miscellaneous Agencies	350,000
Santa Barbara, County of	180,414
Cal Coastal Conservancy	179,900
Santa Barbara County Public Works	104,974
First 5 Santa Barbara County	99,999
Sonoma County Agricultural Preservation and Open Space District	75,000
Carpinteria Unified School District	53,628
Cal Ra Conservation, Department Of	49,747
TOTAL HIGHER ED	4,966,342
TOP TEN HIGHER ED SPONSORS	
University Of Virginia	590,000
Oregon State University	495,781
Penn State University (Incl Penn State Research Foundation)	381,596
University Of North Carolina at Chapel Hill	350,996
Rice University	288,419
Assn Of Univ For Res Astronomy (Aka Space Teles Sci Inst)	252,639
University Of Notre Dame (Incl Gem)	250,000
Jet Propulsion Laboratory-JPL	237,082
University Of Georgia (Incl Skidaway Institute Of Oceanography)	235,846
Bermuda Institute of Ocean Sciences	234,000
TOTAL UC:	6,291,897
TOP TEN UC SPONSORS	
UC Berkeley-UCB	2,436,170
UC Office Of The President	1,540,107
UC Multicampus Research Prgorams and Initiatives	581,157
UC Irvine	231,389
UC Los Angeles	218,407
UC Santa Cruz	216,651
UC Mesa Program	210,000
UC Agriculture And Natural Resources	192,435
UC Riverside	191,577
UC San Diego	88,552