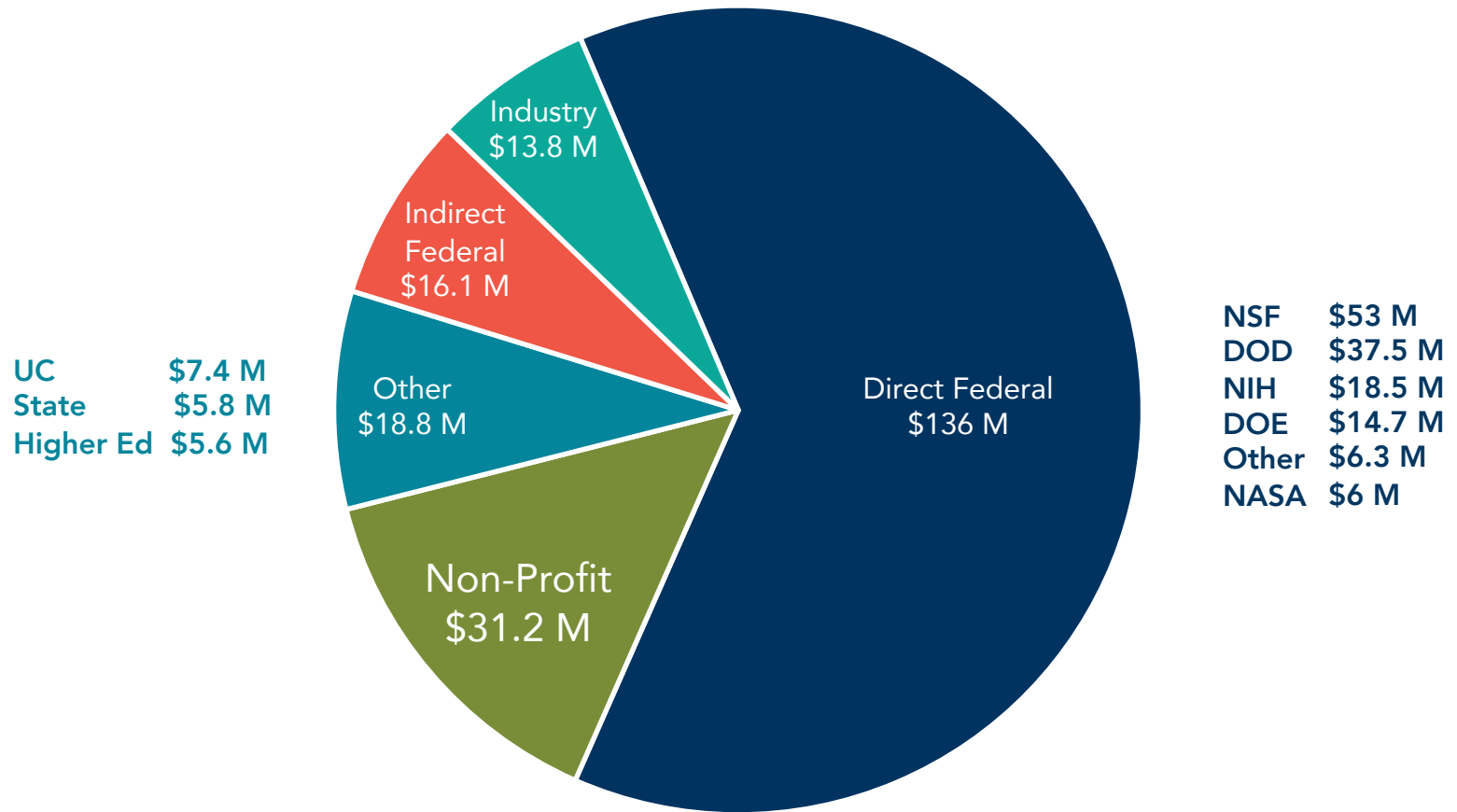
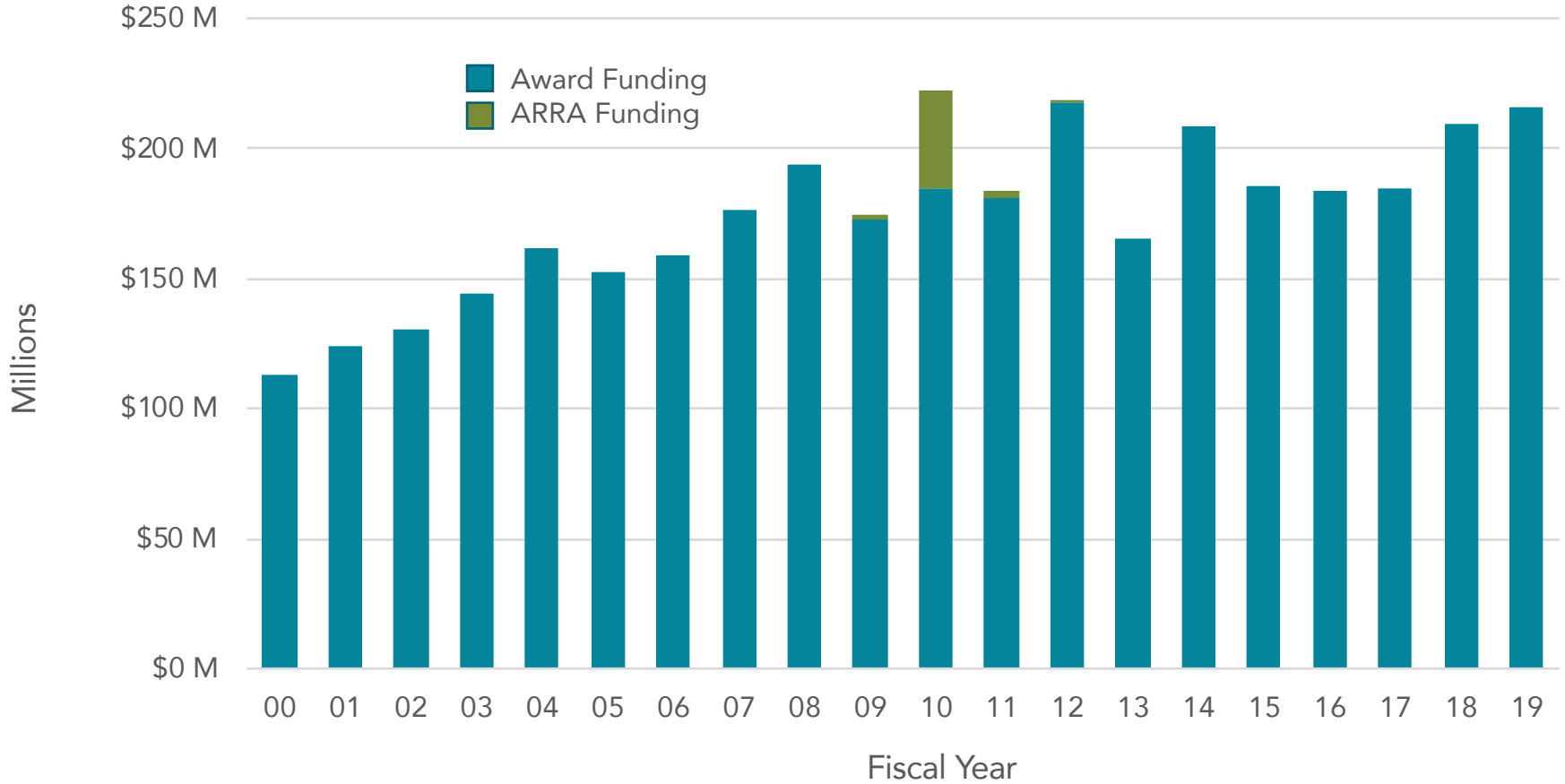


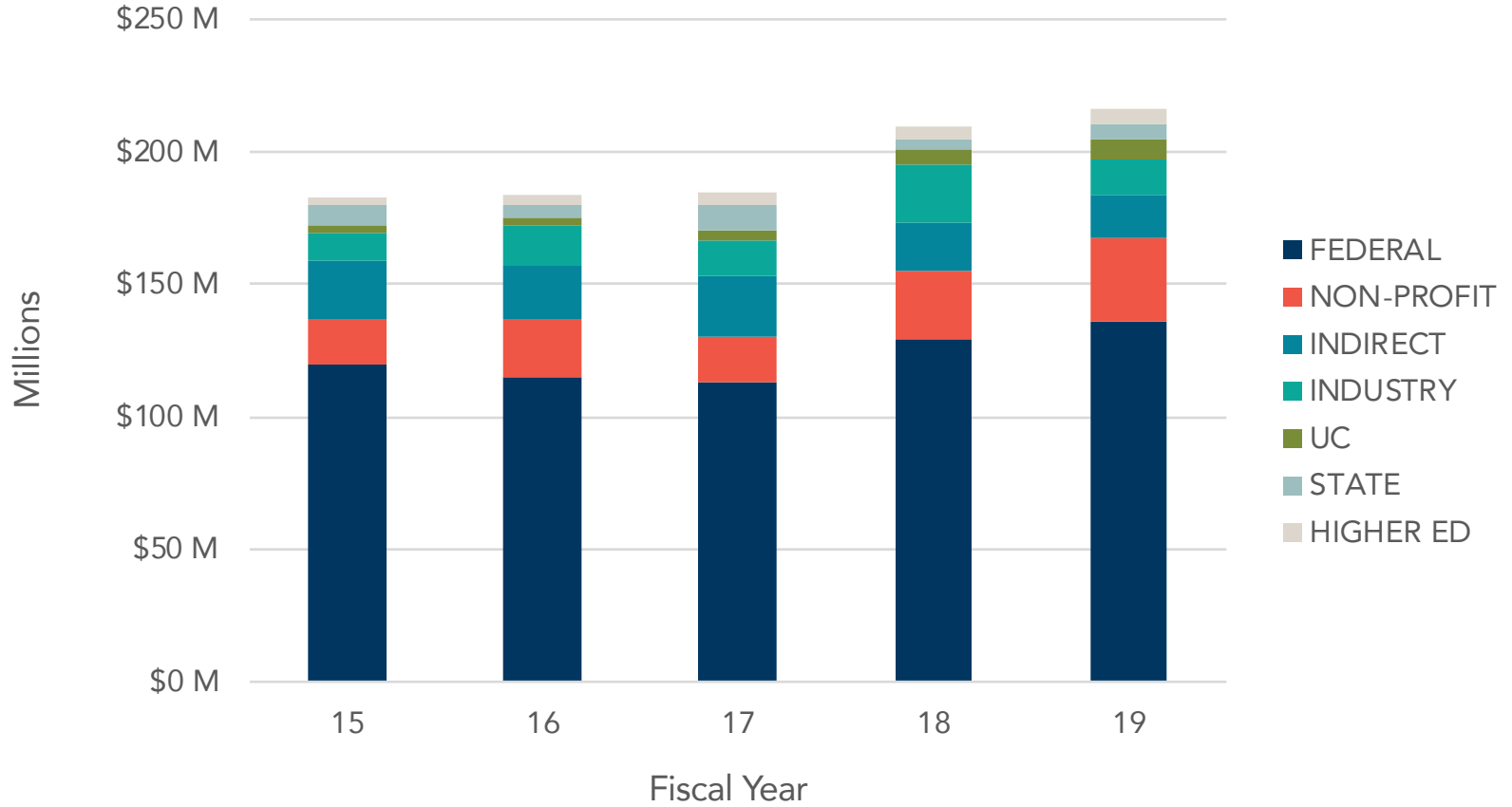
\$215.9 Million Total Awards



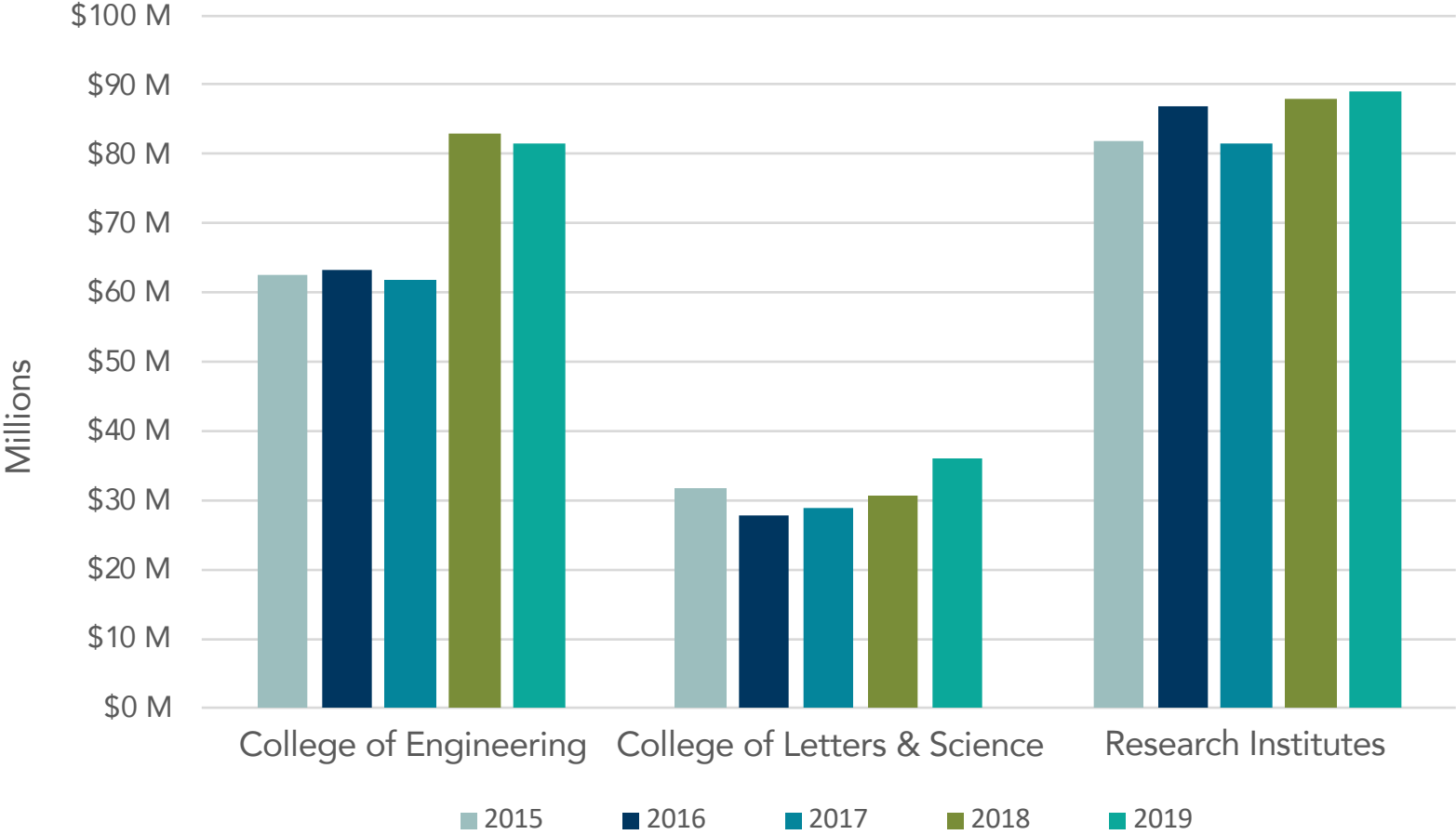
Awards by Fiscal Year 2000 - 2019



Awards by Fiscal Year 2015 - 2019



Awards by Administrating Unit 2015 - 2019



Awards by Administrative Department Detail 2014-2019

College of Engineering	2013-14	2014-15	2015-16	2016-17	2017-18	2018-19
Chemical Engineering	\$ 8,715,873	9,132,028	4,194,739	10,199,858	8,122,931	6,256,183
Computer Science	\$ 12,765,721	5,777,102	10,570,914	7,075,148	8,458,304	11,310,792
Electrical & Computer Engineering	\$ 21,125,064	18,457,337	15,962,801	17,286,755	27,707,867	25,049,533
Institute for Energy Efficiency	\$ 4,897,644	1,674,289	7,109,881	5,694,903	6,882,084	3,226,733
Materials	\$ 17,647,614	16,170,248	13,059,066	9,387,943	17,006,788	15,249,896
Materials Research Laboratory	\$ 11,997,546	6,330,531	8,077,493	6,637,969	6,770,129	13,333,269
Mechanical Engineering	\$ 3,111,875	3,202,794	2,512,521	3,862,242	6,641,885	5,350,935
Mitsubishi Chemical Center for Advanced Materials	\$ 1,260,000	1,195,000	1,140,771	1,219,266	1,132,000	1,500,000
Technology Management Program	\$ 333,170	682,034	665,812	364,742	220,546	200,000
Total:	\$ 81,854,507	62,621,363	63,293,998	61,728,826	82,942,534	81,477,341

College of Letters & Science	2013-14	2014-15	2015-16	2016-17	2017-18	2018-19
Anthropology	\$ 0	0	0	0	0	1,000
Chemistry & Biochemistry	\$ 5,978,848	4,139,042	3,827,843	7,425,579	7,024,229	7,332,577
Geography	\$ 2,930,795	3,427,050	2,834,136	3,327,254	3,815,186	3,524,514
Interdisciplinary Humanities Center	\$ 1,170,395	1,046,898	753,551	444,860	1,852,557	2,505,017
Mathematics	\$ 545,092	1,628,485	971,135	1,251,178	1,285,938	1,238,006
Molecular, Cellular & Developmental Biology	\$ 5,330,411	5,520,534	2,624,437	5,018,135	3,315,925	3,145,733
Physics	\$ 6,441,343	10,652,131	11,192,629	8,809,865	10,564,073	12,648,572
Psychological & Brain Sciences	\$ 3,635,645	4,764,297	4,986,601	2,545,329	2,584,577	5,727,026
Religious Studies	\$		56,300	0	0	0
Statistics & Applied Probability	\$ 84,601	402,900	639,839	98,538	148,530	31,902
Total:	\$ 26,117,130	31,581,337	27,886,471	28,920,738	30,591,015	36,154,347

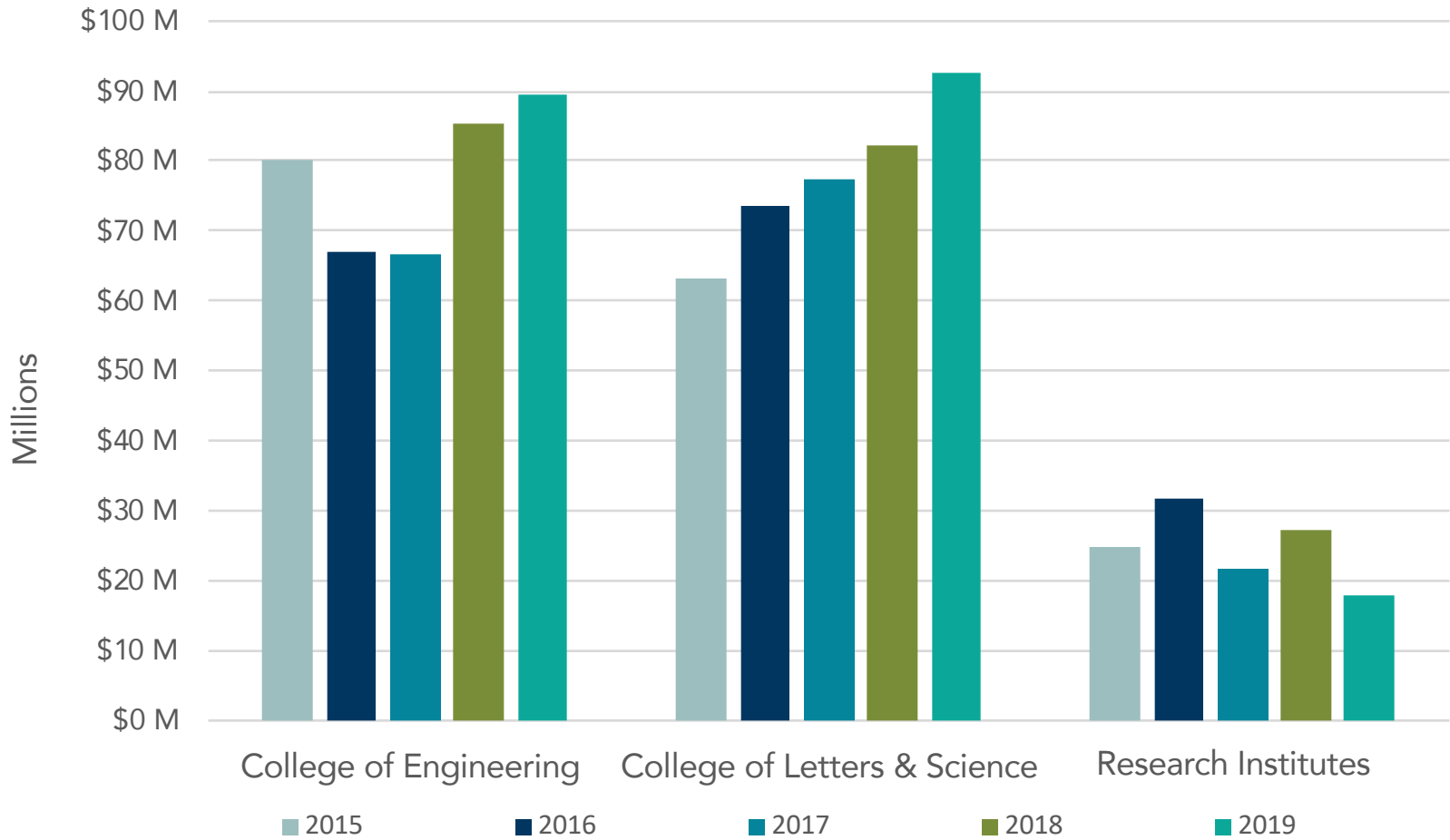
Donald Bren School of Environmental Science and Management	2013-14	2014-15	2015-16	2016-17	2017-18	2018-19
Total:	\$ 91,306	15,000	32,000	0	0	0

Gevirtz Graduate School of Education	2013-14	2014-15	2015-16	2016-17	2017-18	2018-19
Total:	\$ 3,174,871	3,091,781	2,709,105	2,477,252	2,541,788	3,848,971

Organized Research Units		2013-14	2014-15	2015-16	2016-17	2017-18	2018-19
California Nanosystems Institute	\$	10,244,372	10,113,717	7,222,171	7,995,269	6,355,083	10,236,725
Center for Polymers & Organic Solids	\$	1,341,610	1,373,249	286,000	1,002,187	524,881	787,940
Chicano Studies Institute	\$	318,096	227,426	232,771	229,027	175,916	69,875
Earth Research Institute (CCBER)	\$	1,068,610	6,500	2,601,707	11,162,433	609,900	391,250
Earth Research Institute (ERI)	\$	7,618,858	10,629,236	8,948,271	6,649,339	15,396,531	13,382,412
Institute for Collaborative Biotechnologies	\$	27,613,865	16,812,793	13,005,131	11,389,280	14,572,875	19,818,155
Institute of Social, Behavioral, & Economic Research	\$	4,005,512	5,564,438	4,493,145	4,444,396	6,108,080	5,687,926
Institute for Terahertz Science & Technology	\$	3,599,627	2,005,552	2,474,432	1,095,365	859,208	150,000
Kavli Inst For Theoretical Physics	\$	7,453,574	5,331,515	9,039,118	4,723,546	6,324,686	388,544
Marine Science Institute (MSI)	\$	18,287,426	17,977,630	21,780,363	17,781,659	22,614,258	21,076,994
National Center for Ecological Analysis and Synthesis	\$	2,228,228	6,613,126	8,996,534	6,258,567	4,529,698	7,185,714
Neuroscience Research Institute	\$	6,743,246	5,328,066	7,845,542	8,761,837	9,862,551	9,973,478
Total:	\$	90,523,024	81,983,248	86,925,185	81,492,905	87,933,667	89,149,013

Other		2013-14	2014-15	2015-16	2016-17	2017-18	2018-19
Admissions	\$				142,000	0	
Arts & Lectures	\$	40,000	25,000	25,000	25,000	14,400	17,100
Center for Bioengineering		8,855				0	
Davidson Library	\$	595,000		339,579	600,000	349,089	20,000
Education Abroad Program	\$	76,950	134,409	80,000	159,740	118,500	120,000
Facilities Management	\$			1,000	0	0	
Graduate Division	\$	4,198,260	5,205,334	2,201,333	8,238,877	4,161,012	3,788,500
Natural Reserve System	\$					0	506,800
Orfalia Family Childrens Center	\$	385,002	372,254	559,934	707,428	683,088	765,172
Student Health Service	\$	58,000	113,900	3,100	59,055	13,750	0
Total:	\$	5,362,067	5,850,897	3,209,946	9,932,100	5,339,839	5,217,572

Awards by PI Home Department 2015 - 2019



Awards by Home Department Detail 2014-2019

College of Engineering	2013-14	2014-15	2015-16	2016-17	2017-18	2018-19
Chemical Engineering	35,568,103	24,855,455	7,055,430	13,247,874	10,570,983	12,565,364
Computer Science	12,925,339	6,890,590	12,374,072	7,309,707	9,556,102	11,521,099
Electrical & Computer Engineering	20,960,739	19,708,358	23,236,554	23,111,808	34,553,533	31,093,936
Materials	27,907,804	21,366,558	20,057,389	15,773,093	22,305,081	24,840,199
Materials Research Laboratory	47,114	51,530	54,194	0	0	0
Mechanical Engineering	6,335,610	6,465,529	3,574,193	6,894,568	8,016,065	9,139,104
Technology Management Program	309,170	682,034	665,812	456,270	220,546	200,000
Total:	104053879	80020054	67017644	66793320	85222310	89,359,702

College of Letters & Science	2013-14	2014-15	2015-16	2016-17	2017-18	2018-19
Anthropology	2,435,837	2,806,646	1,257,915	12,940	1,482,840	1,205,558
Art Studio		25,000		0	0	129,642
Asian American Studies		49,992	34,258	45,000	0	85,797
Biomedical Science and Engineering	34,027	35,694	37,008	35,571	36,319	37,088
Black Studies		12,715		0	0	300,000
Chemistry & Biochemistry	9,386,714	7,197,338	6,177,024	11,177,610	11,100,095	11,395,168
Chicana & Chicano Studies	1,500		1,500	11,966	3000	2,934
Communication			1,052,061	296,557	274517	686,155
Earth Science	1,791,200	1,235,644	2,277,822	2,560,663	2,316,398	3,430,550
East Asian Languages & Cultural Studies			15,000	5,000	20000	0
Ecology, Evolution, & Marine Biology	4,928,771	6,454,040	5,501,632	6,610,354	5,971,990	8,120,949
Economics	306,487	127,050	489,315	124,747	10,000	0
English	66,078	300,000	524,847	260,000	1,719,816	0
Environmental Studies Program		11,324	154,805	1,615,087	93,108	1,211,264
Feminist Studies	300,400	5,000		5,000	0	1,500
Film Studies		50,400		0	0	0
French & Italian		25,878	35,000	0	0	0
Geography	5,745,137	6,705,035	11,966,541	17,253,393	13,307,862	10,061,529
Germanic, Slavic, & Semitic Studies			30,000	30,000	6278	5,844
Global & International Studies			25,000	0	225000	23,174
History	157,254	199,040	294,571	198,516	176,317	441,587

History of Art & Architecture	106,033	161,479	10,000	0	170111	0
Interdisciplinary Humanities Center			76,742	0	0	0
Linguistics	14,671	75,986	2,973	425,915	657,448	91,757
Media Arts & Technology Program	109,929	128,785	997,690	77,639	107,741	462,368
Mathematics	545,092	1,628,485	971,135	1,251,178	1285938	1,538,006
Molecular, Cellular & Developmental Biology	11,164,391	10,761,218	9,225,790	10,400,475	11,748,707	11,371,591
Music	751,051		155,849	100,000	0	0
Philosophy					0	15,000
Physics	17,225,471	18,811,270	16,316,894	10,826,701	12,854,902	17,092,744
Political Science			123,474	368,779	512259	664,210
Psychological & Brain Sciences	5,223,992	5,581,572	14,617,333	13,197,829	16,424,984	21,279,603
Religious Studies	808,408	451,499	515,830	159,740	118,500	464,521
Sociology	33,507	12,239	35,000	330,729	591,913	479,250
Statistics & Applied Probability	84,601	402,900	639,839	98,538	752,143	181,902
Theatre and Dance	105,990		1,500	0	0	41,803
Writing Program					129,500	1,807,634
Total:	61,326,541	63,256,229	73,564,348	77479927	82097686	92,629,128

Donald Bren School of Environmental Science and Manag	2013-14	2014-15	2015-16	2016-17	2017-18	2018-19
	9,905,699	6,500,614	5,575,332	5,171,580	6,559,080	7,549,402
Total:	9,905,699	6,500,614	5,575,332	5171580	6559080	7,549,402

Gevirtz Graduate Schoold of Education	2013-14	2014-15	2015-16	2016-17	2017-18	2018-19
Counseling, Clinical, & School Psycology	1,181,857	1,069,014	1,709,743	1,504,679	1,244,961	480,265
Education	2,288,621	2,183,193	1,111,326	1,410,842	1,313,827	2,190,267
Gevirtz Graduate School of Education	20,000	0	0	0	0	0
Graduate School of Education	0	10,000	60,807	0	0	171,009
Total:	3,490,478	3,262,207	2,881,876	2915521	2558788	2,841,541

Organized Research Units				2016-17	2017-18	2018-19
California Nanosystems Institute	38,953	92,284	111,755	0	369,792	50,194
Earth Research Institute (ERI)	2,821,368	3,275,180	4,024,300	2,826,843	3,941,463	5,155,893
Earth Research Institute (CCBER)	138,614	6,500	28,000	0	80,000	0

Institute for Collaborative Biotechnologies			295,758	148,149	225,000	0
Institute of Crustal Studies		38,000		0	0	0
Institute of Social, Behavioral, & Economic Research	554,908	1,147,543	825,282	1,057,371	0	609,102
Institute for Terahertz Science & Technology	95,200	107,500	66,600	0	0	0
Kavli Inst For Theoretical Physics	7,453,574	5,436,516	9,144,118	5,032,645	6,717,042	549,622
Marine Science Institute (MSI)	9,021,012	8,314,171	11,903,331	4,565,102	11,052,520	6,524,764
National Center for Ecological Analysis and Synthesis	2,187,914	5,276,138	3,574,380	5,118,451	3,218,274	3,947,097
Neuroscience Research Institute	677,467	1,237,208	1,625,562	3,025,574	1,520,755	1,122,616
Total:	22,989,010	24,931,040	31,599,086	21774135	27124846	17,959,288

Other	2013-14	2014-15	2015-16	2016-17	2017-18	2018-19
Admissions				142,000	0	0
Arts & Lectures	40,000	25,000	25,000	25,000	14,400	17,100
Campus Outreach Initiatives		15,141		0	0	
Davidson Library	595,000		339,579	600,000	349,089	20,000
Facilities Management			1,000	0	0	
Graduate Division	4,198,260	5,205,334	2,201,333	8,238,877	4,161,012	3,815,167
National Reserve System	6,037	512,544	124,403	0	0	531,744
Orfalea Family Childrens Center	385,002	372,254	559,934	707,428	683,088	765,172
Student Health Service	58,000	113,900	3,100	59,055	13,750	0
Summer Sessions		61,580		0	0	
92			150,000	604,978	524,794	20,000
VC Student Affairs	75,000	868,729	14,070	40,000	40,000	339,000
Total:	5,357,299	7,174,482	3,418,419	10417338	5786133	5,508,183