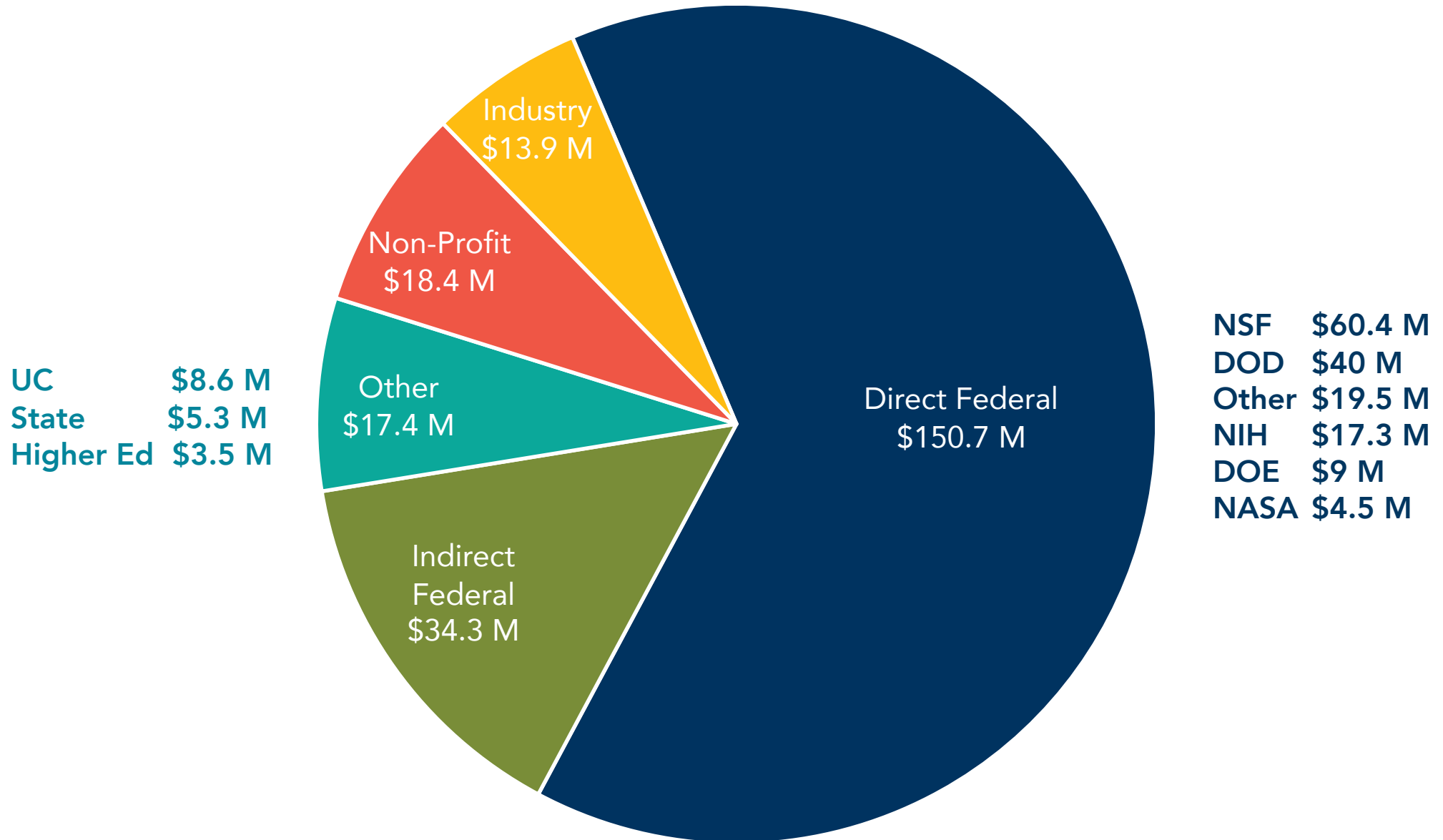
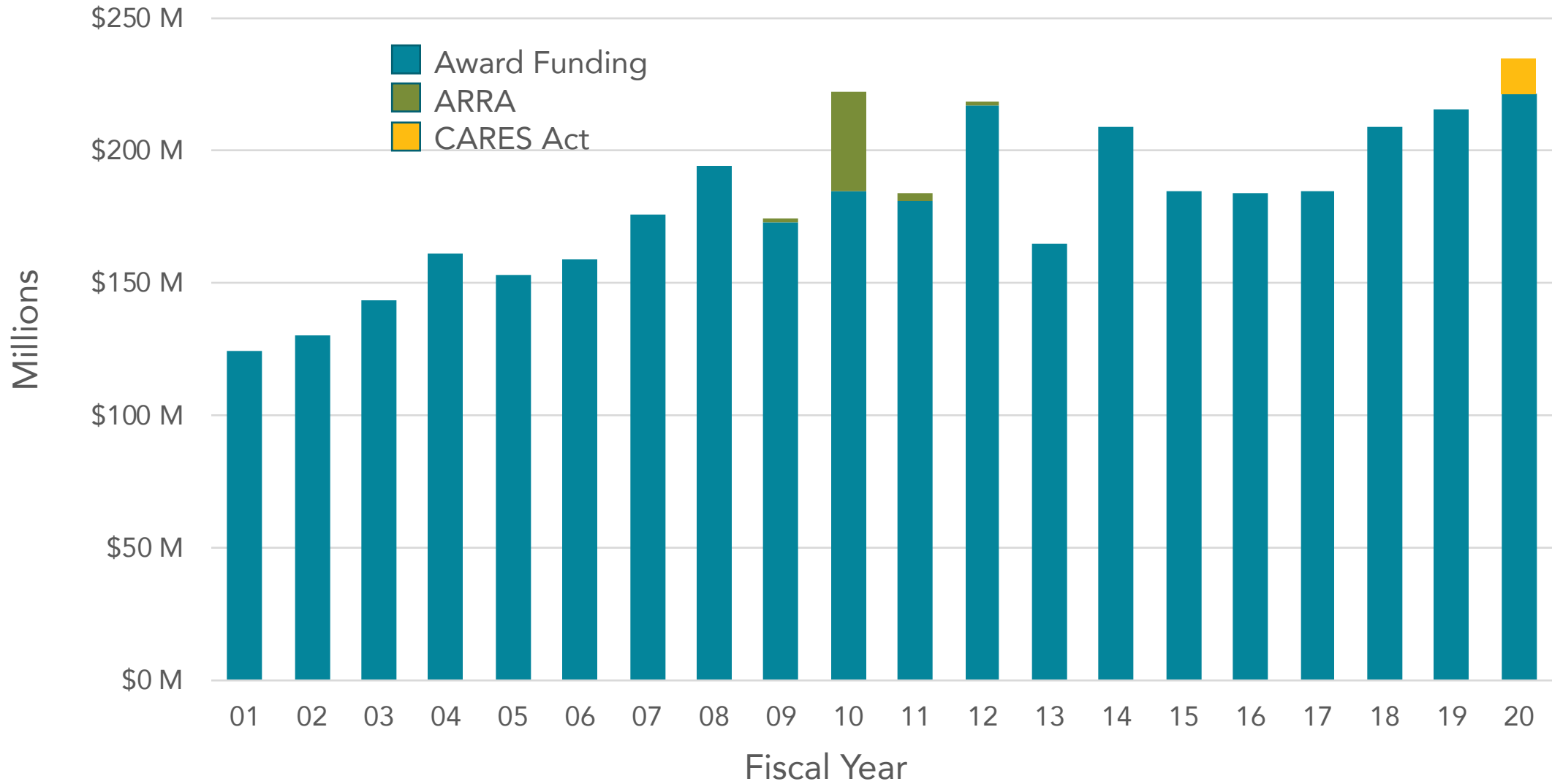


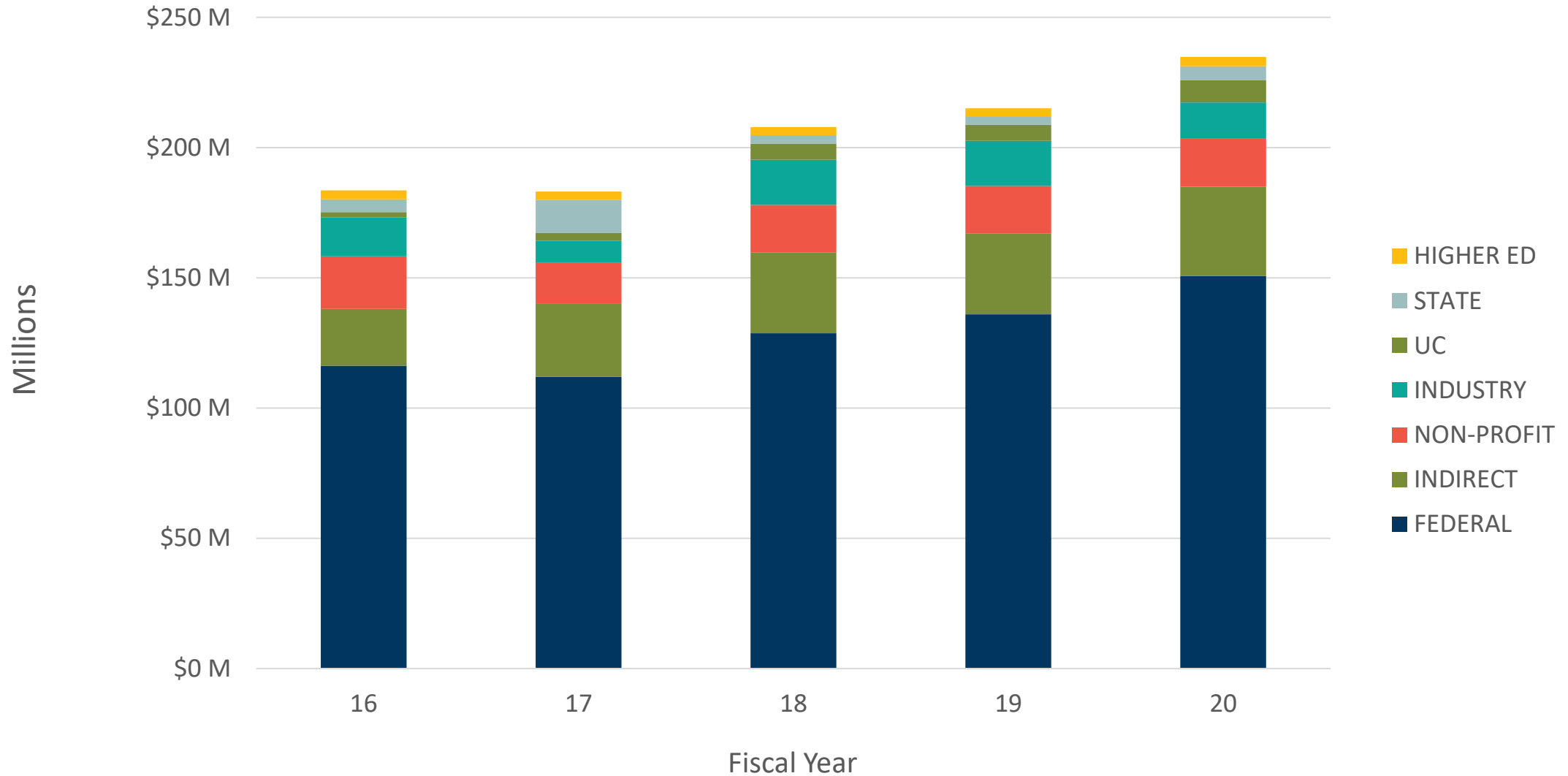
\$234.7M Total Research Funding



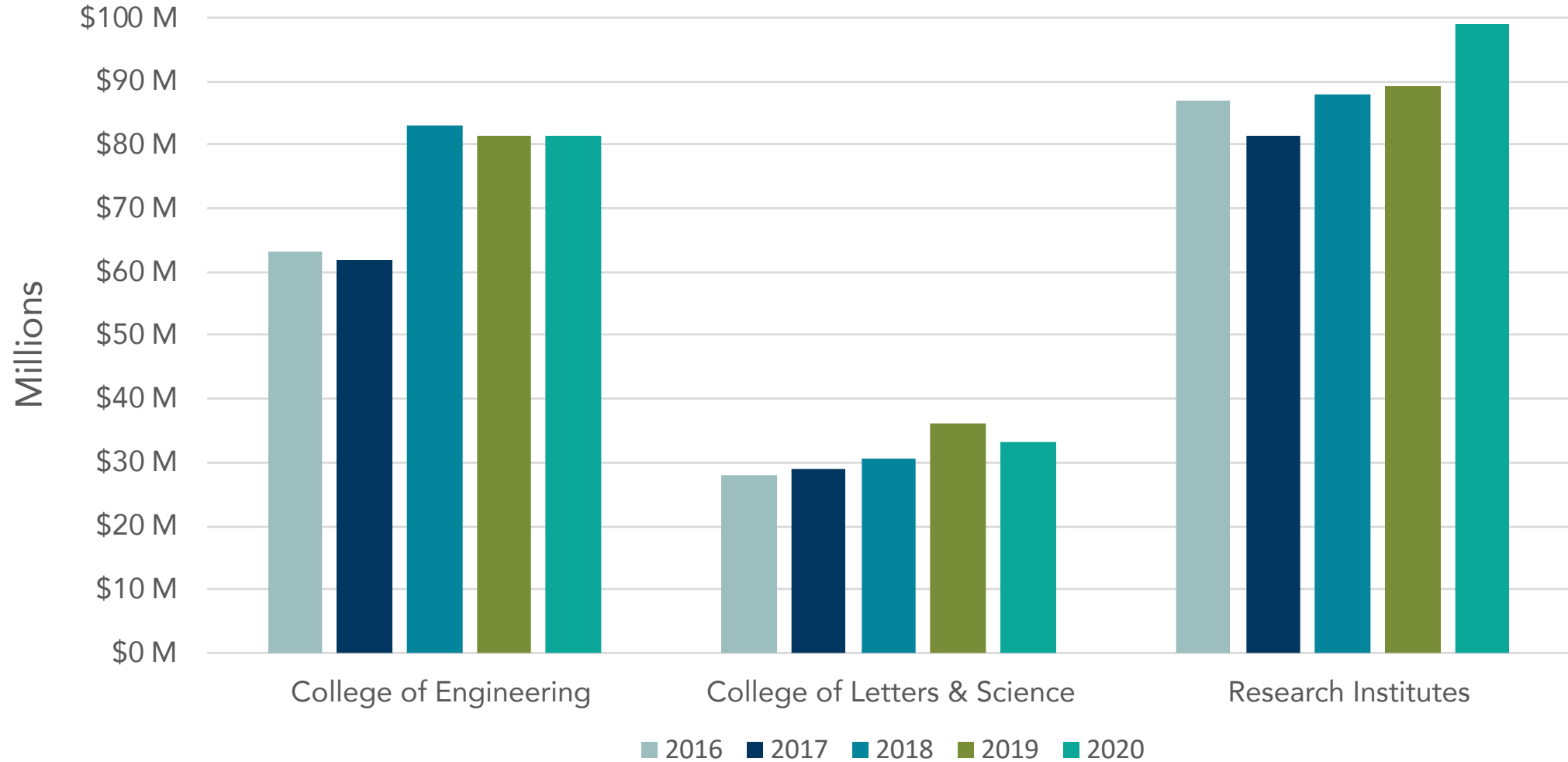
Awards by Fiscal Year 2001 - 2020



Awards by Sponsor 2016 - 2020



Awards by Administrating Unit 2016 - 2020



Awards by Administrative Department Detail 2014-2020

College of Engineering	2014-15	2015-16	2016-17	2017-18	2018-19	2019-20
Chemical Engineering	\$ 9,132,028	4,194,739	10,199,858	8,122,931	6,256,183	4,574,124
Computer Science	\$ 5,777,102	10,570,914	7,075,148	8,458,304	11,310,792	9,877,241
Electrical & Computer Engineering	\$ 18,457,337	15,962,801	17,286,755	27,707,867	25,049,533	27,882,472
Institute for Energy Efficiency	\$ 1,674,289	7,109,881	5,694,903	6,882,084	3,226,733	4,340,627
Materials	\$ 16,170,248	13,059,066	9,387,943	17,006,788	15,249,896	16,729,280
Materials Research Laboratory	\$ 6,330,531	8,077,493	6,637,969	6,770,129	13,333,269	6,019,569
Mechanical Engineering	\$ 3,202,794	2,512,521	3,862,242	6,641,885	5,350,935	10,059,853
Mitsubishi Chemical Center for Advanced Materials	\$ 1,195,000	1,140,771	1,219,266	1,132,000	1,500,000	1,500,000
Technology Management Program	\$ 682,034	665,812	364,742	220,546	200,000	535,545
Total:	\$ 62,621,363	63,293,998	61,728,826	82,942,534	81,477,341	81,518,711

College of Letters & Science	2014-15	2015-16	2016-17	2017-18	2018-19	2019-20
Anthropology	\$ 0	0	0	0	1,000	1000
Chemistry & Biochemistry	\$ 4,139,042	3,827,843	7,425,579	7,024,229	7,332,577	5,348,069
Geography	\$ 3,427,050	2,834,136	3,327,254	3,815,186	3,524,514	5,546,028
Interdisciplinary Humanities Center	\$ 1,046,898	753,551	444,860	1,852,557	2,505,017	368,387
Mathematics	\$ 1,628,485	971,135	1,251,178	1,285,938	1,238,006	1,084,509
Molecular, Cellular & Developmental Biology	\$ 5,520,534	2,624,437	5,018,135	3,315,925	3,145,733	3,124,427
Physics	\$ 10,652,131	11,192,629	8,809,865	10,564,073	12,648,572	15,430,145
Psychological & Brain Sciences	\$ 4,764,297	4,986,601	2,545,329	2,584,577	5,727,026	2,244,040
Religious Studies	\$ 56,300	0	0	0	0	0
Statistics & Applied Probability	\$ 402,900	639,839	98,538	148,530	31,902	0
Total:	\$ 31,581,337	27,886,471	28,920,738	30,591,015	36,154,347	33,146,605

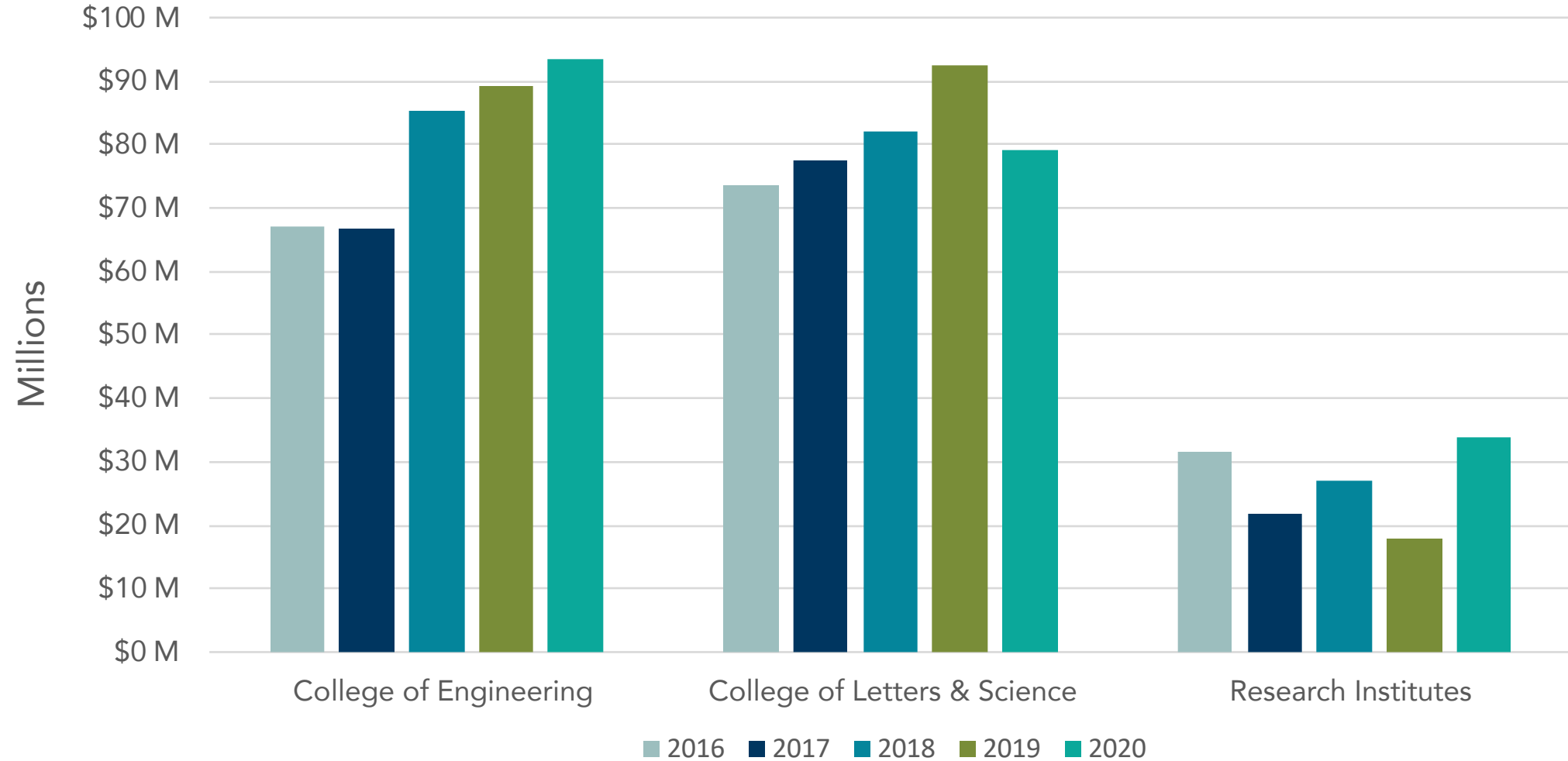
Donald Bren School of Environmental Science and Management	2014-15	2015-16	2016-17	2017-18	2018-19	2019-20
Total:	\$ 15,000	32,000	0	0	0	0

Gevirtz Graduate School of Education	2014-15	2015-16	2016-17	2017-18	2018-19	2019-20
Total:	\$ 3,091,781	2,709,105	2,477,252	2,541,788	3,848,971	3,205,738

Organized Research Units		2014-15	2015-16	2016-17	2017-18	2018-19	2019-20
California Nanosystems Institute	\$	10,113,717	7,222,171	7,995,269	6,355,083	10,236,725	19,156,324
Center for Polymers & Organic Solids	\$	1,373,249	286,000	1,002,187	524,881	787,940	1,592,062
Chicano Studies Institute	\$	227,426	232,771	229,027	175,916	69,875	10,000
Earth Research Institute (CCBER)	\$	6,500	2,601,707	11,162,433	609,900	391,250	177,912
Earth Research Institute (ERI)	\$	10,629,236	8,948,271	6,649,339	15,396,531	13,382,412	13,973,799
Institute for Collaborative Biotechnologies	\$	16,812,793	13,005,131	11,389,280	14,572,875	19,818,155	13,122,304
Institute of Social, Behavioral, & Economic Research	\$	5,564,438	4,493,145	4,444,396	6,108,080	5,687,926	5,257,558
Institute for Terahertz Science & Technology	\$	2,005,552	2,474,432	1,095,365	859,208	150,000	0
Kavli Inst For Theoretical Physics	\$	5,331,515	9,039,118	4,723,546	6,324,686	388,544	7,771,726
Marine Science Institute (MSI)	\$	17,977,630	21,780,363	17,781,659	22,614,258	21,076,994	23,114,739
National Center for Ecological Analysis and Synthesis	\$	6,613,126	8,996,534	6,258,567	4,529,698	7,185,714	6,031,358
Neuroscience Research Institute	\$	5,328,066	7,845,542	8,761,837	9,862,551	9,973,478	8,844,358
Total:	\$	81,983,248	86,925,185	81,492,905	87,933,667	89,149,013	99,052,140

Other		2014-15	2015-16	2016-17	2017-18	2018-19	2019-20
Admissions	\$			142,000	0	0	0
Arts & Lectures	\$	25,000	25,000	25,000	14,400	17,100	118,000
Budget and Planning	\$						12,602,098
Center for Bioengineering					0		0
Davidson Library	\$		339,579	600,000	349,089	20,000	500,166
Education Abroad Program	\$	134,409	80,000	159,740	118,500	120,000	136,311
Facilities Management	\$		1,000	0	0	0	0
Graduate Division	\$	5,205,334	2,201,333	8,238,877	4,161,012	3,788,500	3,628,521
Natural Reserve System	\$				0	506,800	0
Orfalia Family Childrens Center	\$	372,254	559,934	707,428	683,088	765,172	883,064
Student Health Service	\$	113,900	3,100	59,055	13,750	0	0
Total:	\$	5,850,897	3,209,946	9,932,100	5,339,839	5,217,572	17,868,160

Awards by PI Home Department 2016 - 2020



Awards by Home Department Detail 2014-2020

College of Engineering	2014-15	2015-16	2016-17	2017-18	2018-19	2019-20
Chemical Engineering	24,855,455	7,055,430	13,247,874	10,570,983	12,565,364	9,811,380
Computer Science	6,890,590	12,374,072	7,309,707	9,556,102	11,521,099	10,568,435
Electrical & Computer Engineering	19,708,358	23,236,554	23,111,808	34,553,533	31,093,936	35,021,679
Institute For Energy Efficiency						100,000
Materials	21,366,558	20,057,389	15,773,093	22,305,081	24,840,199	22,456,992
Materials Research Laboratory	51,530	54,194	0	0	0	394,804
Mechanical Engineering	6,465,529	3,574,193	6,894,568	8,016,065	9,139,104	14,473,978
Technology Management Program	682,034	665,812	456,270	220,546	200,000	535,545
Total:	80020054	67017644	66793320	85222310	89,359,702	93,362,813

College of Letters & Science	2014-15	2015-16	2016-17	2017-18	2018-19	2019-20
Anthropology	2,806,646	1,257,915	12,940	1,482,840	1,205,558	1,084,153
Art Studio	25,000		0	0	129,642	140,358
Asian American Studies	49,992	34,258	45,000	0	85,797	0
Biomedical Science and Engineering	35,694	37,008	35,571	36,319	37,088	0
Black Studies	12,715		0	0	300,000	75,000
Chemistry & Biochemistry	7,197,338	6,177,024	11,177,610	11,100,095	11,395,168	9,637,873
Chicana & Chicano Studies		1,500	11,966	3000	2,934	17,200
Communication-CMST		1,052,061	296,557	274517	686,155	265,185
Communication-COMM						5,000
Earth Science	1,235,644	2,277,822	2,560,663	2,316,398	3,430,550	2,786,589
East Asian Languages & Cultural Studies		15,000	5,000	20000	0	35,499
Ecology, Evolution, & Marine Biology	6,454,040	5,501,632	6,610,354	5,971,990	8,120,949	5,571,145
Economics	127,050	489,315	124,747	10,000	0	0
English	300,000	524,847	260,000	1,719,816	0	67,000
Environmental Studies Program	11,324	154,805	1,615,087	93,108	1,211,264	865,131
Feminist Studies	5,000		5,000	0	1,500	50,000
Film Studies	50,400		0	0	0	
French & Italian	25,878	35,000	0	0	0	
Geography	6,705,035	11,966,541	17,253,393	13,307,862	10,061,529	9,169,886
Germanic, Slavic, & Semitic Studies		30,000	30,000	6278	5,844	5,657

Global & International Studies		25,000	0	225000	23,174	189,727
History	199,040	294,571	198,516	176,317	441,587	94,864
History of Art & Architecture	161,479	10,000	0	170111	0	14,000
Interdisciplinary Humanities Center		76,742	0	0	0	
Linguistics	75,986	2,973	425,915	657,448	91,757	14,169
Media Arts & Technology Program	128,785	997,690	77,639	107,741	462,368	164,319
Mathematics	1,628,485	971,135	1,251,178	1285938	1,538,006	1,384,509
Molecular, Cellular & Developmental Biology	10,761,218	9,225,790	10,400,475	11,748,707	11,371,591	10,597,811
Music		155,849	100,000	0	0	450,000
Philosophy				0	15,000	0
Physics	18,811,270	16,316,894	10,826,701	12,854,902	17,092,744	26,371,802
Political Science		123,474	368,779	512259	664,210	238,200
Psychological & Brain Sciences	5,581,572	14,617,333	13,197,829	16,424,984	21,279,603	8,372,122
Religious Studies	451,499	515,830	159,740	118,500	464,521	238,277
Sociology	12,239	35,000	330,729	591,913	479,250	1,041,794
Spanish and Portuguese						5,225
Statistics & Applied Probability	402,900	639,839	98,538	752,143	181,902	199,455
Theatre and Dance		1,500	0	0	41,803	
Writing Program				129,500	1,807,634	
Total:	63,256,229	73,564,348	77479927	82097686	92,629,128	79,151,950

Donald Bren School of Environmental Science and Manag	2014-15	2015-16	2016-17	2017-18	2018-19	2019-20
	6,500,614	5,575,332	5,171,580	6,559,080	7,549,402	6,799,654
Total:	6,500,614	5,575,332	5171580	6559080	7,549,402	6,799,654

Gevirtz Graduate Schoold of Education	2014-15	2015-16	2016-17	2017-18	2018-19	2019-20
Counseling, Clinical, & School Psychology	1,069,014	1,709,743	1,504,679	1,244,961	480,265	1,873,101
Education	2,183,193	1,111,326	1,410,842	1,313,827	2,190,267	1,129,136
Gevirtz Graduate School of Education	0	0	0	0	0	97,358
Graduate School of Education	10,000	60,807	0	0	171,009	171,009
Total:	3,262,207	2,881,876	2915521	2558788	2,841,541	3,270,604

Organized Research Units			2016-17	2017-18	2018-19	2019-20
California Nanosystems Institute	92,284	111,755	0	369,792	50,194	0
Earth Research Institute (ERI)	3,275,180	4,024,300	2,826,843	3,941,463	5,155,893	6,955,169
Earth Research Institute (CCBER)	6,500	28,000	0	80,000	0	148,889
Institute for Collaborative Biotechnologies		295,758	148,149	225,000	0	135,216
Institute of Crustal Studies	38,000		0	0	0	61,518
Institute of Social, Behavioral, & Economic Research	1,147,543	825,282	1,057,371	0	609,102	524,913
Institute for Terahertz Science & Technology	107,500	66,600	0	0	0	0
Kavli Inst For Theoretical Physics	5,436,516	9,144,118	5,032,645	6,717,042	549,622	8,136,224
Marine Science Institute (MSI)	8,314,171	11,903,331	4,565,102	11,052,520	6,524,764	13,166,616
National Center for Ecological Analysis and Synthesis	5,276,138	3,574,380	5,118,451	3,218,274	3,947,097	3,948,013
Neuroscience Research Institute	1,237,208	1,625,562	3,025,574	1,520,755	1,122,616	833,257
Total:	24,931,040	31,599,086	21774135	27124846	17,959,288	33,909,815

Other	2014-15	2015-16	2016-17	2017-18	2018-19	2019-20
Admissions			142,000	0	0	0
Arts & Lectures	25,000	25,000	25,000	14,400	17,100	118,000
Budget and Planning						12,602,098
Campus Outreach Initiatives	15,141		0	0		16,920
Davidson Library		339,579	600,000	349,089	20,000	500,166
Facilities Management		1,000	0	0		
Graduate Division	5,205,334	2,201,333	8,238,877	4,161,012	3,815,167	3,677,854
National Reserve System	512,544	124,403	0	0	531,744	0
Orfalea Family Childrens Center	372,254	559,934	707,428	683,088	765,172	883,064
Student Health Service	113,900	3,100	59,055	13,750	0	
Summer Sessions	61,580		0	0		58,489
VC Research		150,000	604,978	524,794	20,000	247,541
VC Student Affairs	868,729	14,070	40,000	40,000	339,000	177,386
Womens						15,000
Total:	7,174,482	3,418,419	10417338	5786133	5508183	18,296,518