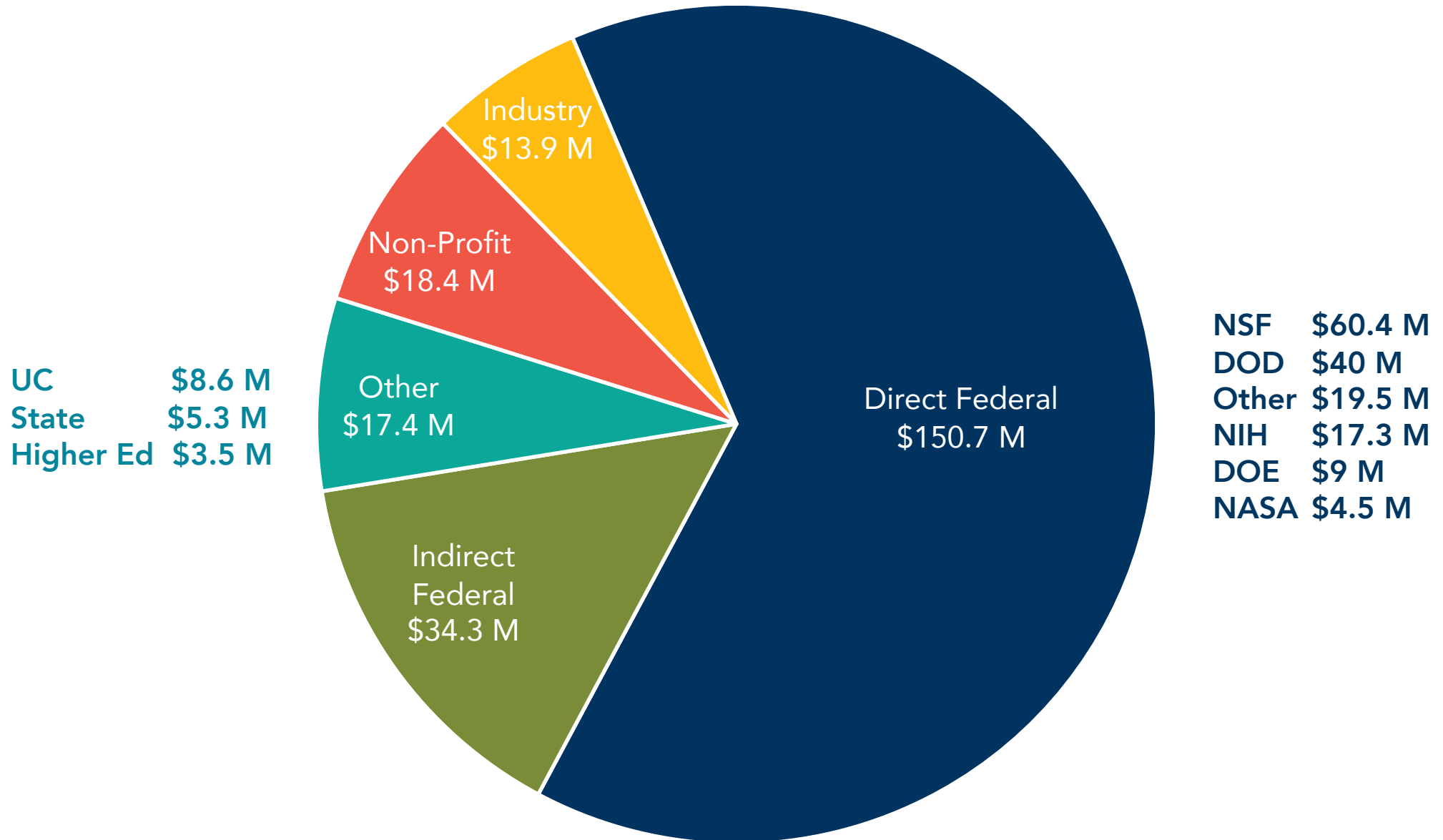
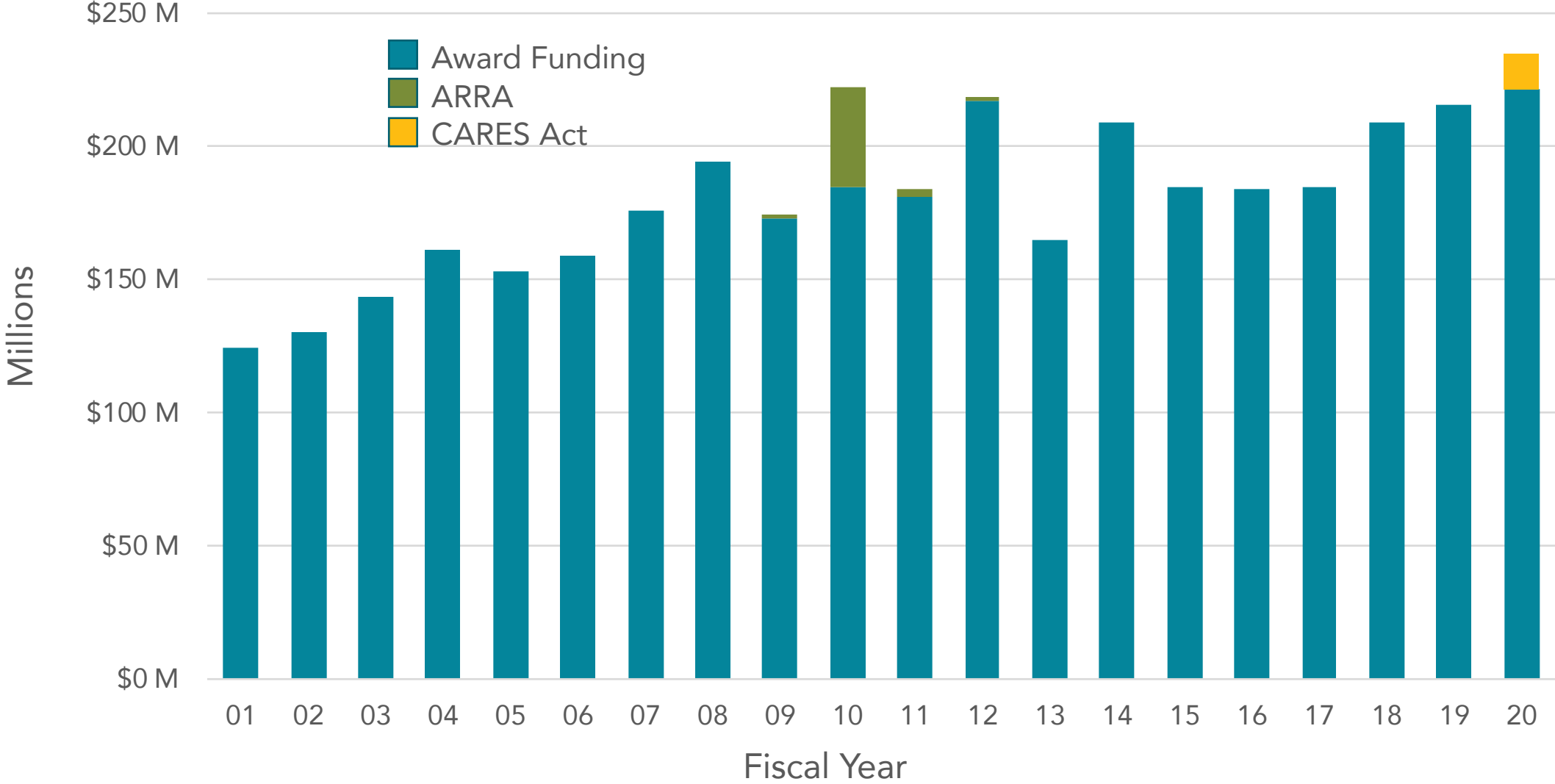


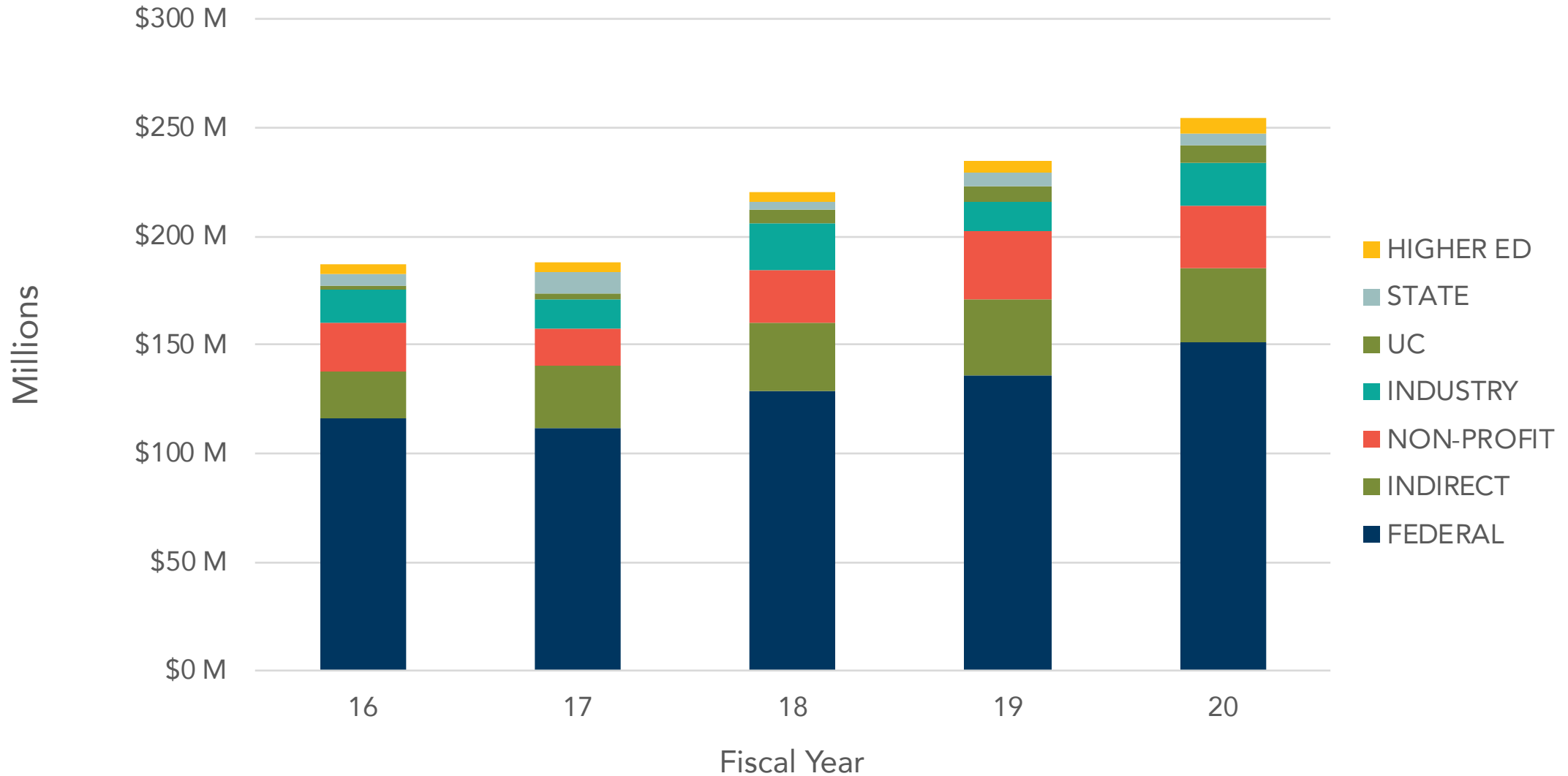
\$234.7M Total Research Funding



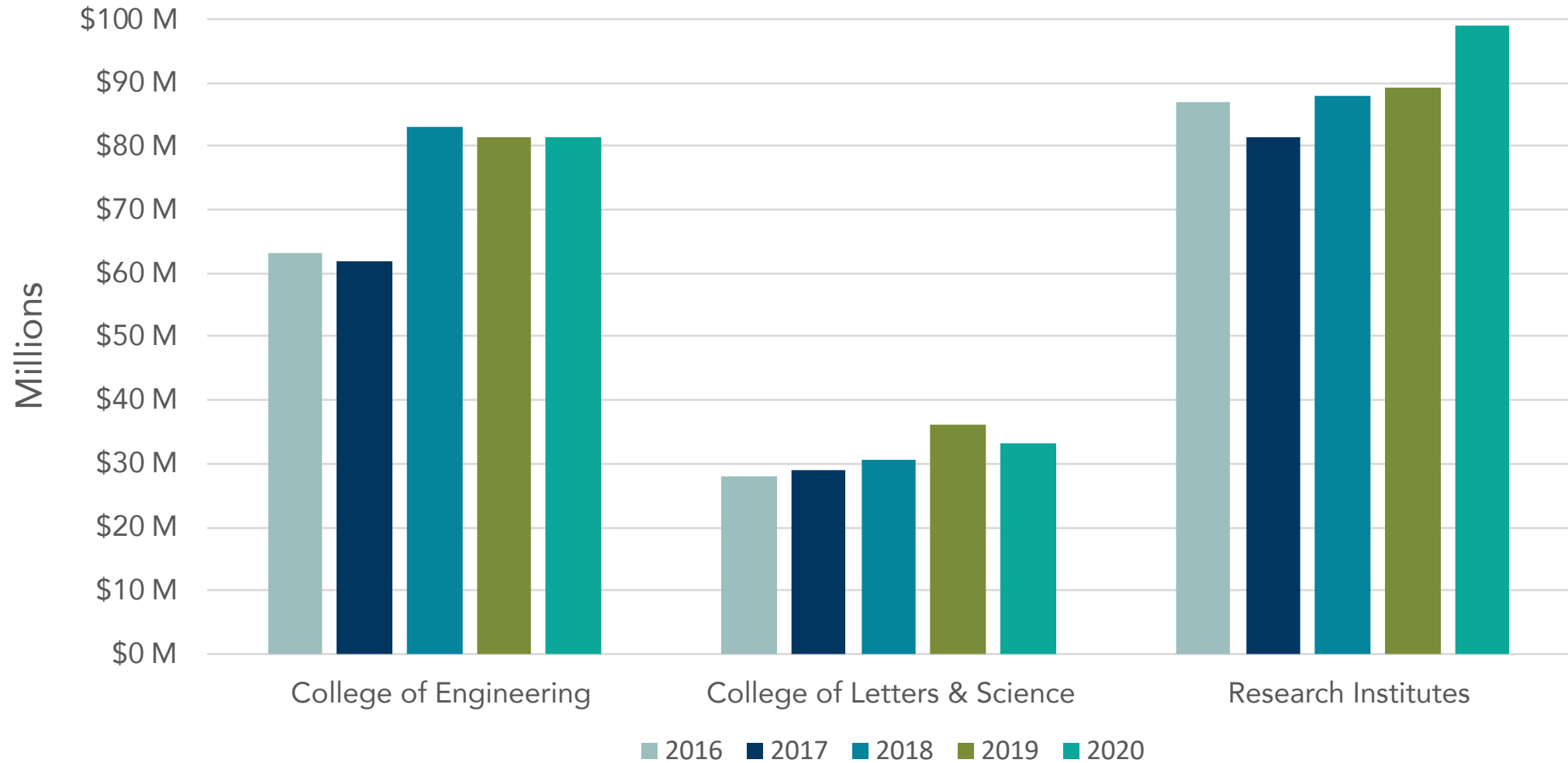
Awards by Fiscal Year 2001 - 2020



Awards by Sponsor 2016 - 2020



Awards by Administrating Unit 2016 - 2020



Awards by Administrative Department Detail 2014-2020

| College of Engineering | 2014-15 | 2015-16 | 2016-17 | 2017-18 | 2018-19 | 2019-20 |
|---|----------------------|-------------------|-------------------|-------------------|-------------------|-------------------|
| Chemical Engineering | \$ 9,132,028 | 4,194,739 | 10,199,858 | 8,122,931 | 6,256,183 | 4,574,124 |
| Computer Science | \$ 5,777,102 | 10,570,914 | 7,075,148 | 8,458,304 | 11,310,792 | 9,877,241 |
| Electrical & Computer Engineering | \$ 18,457,337 | 15,962,801 | 17,286,755 | 27,707,867 | 25,049,533 | 27,882,472 |
| Institute for Energy Efficiency | \$ 1,674,289 | 7,109,881 | 5,694,903 | 6,882,084 | 3,226,733 | 4,340,627 |
| Materials | \$ 16,170,248 | 13,059,066 | 9,387,943 | 17,006,788 | 15,249,896 | 16,729,280 |
| Materials Research Laboratory | \$ 6,330,531 | 8,077,493 | 6,637,969 | 6,770,129 | 13,333,269 | 6,019,569 |
| Mechanical Engineering | \$ 3,202,794 | 2,512,521 | 3,862,242 | 6,641,885 | 5,350,935 | 10,059,853 |
| Mitsubishi Chemical Center for Advanced Materials | \$ 1,195,000 | 1,140,771 | 1,219,266 | 1,132,000 | 1,500,000 | 1,500,000 |
| Technology Management Program | \$ 682,034 | 665,812 | 364,742 | 220,546 | 200,000 | 535,545 |
| Total: | \$ 62,621,363 | 63,293,998 | 61,728,826 | 82,942,534 | 81,477,341 | 81,518,711 |

| College of Letters & Science | 2014-15 | 2015-16 | 2016-17 | 2017-18 | 2018-19 | 2019-20 |
|---|----------------------|-------------------|-------------------|-------------------|-------------------|-------------------|
| Anthropology | \$ 0 | 0 | 0 | 0 | 1,000 | 1000 |
| Chemistry & Biochemistry | \$ 4,139,042 | 3,827,843 | 7,425,579 | 7,024,229 | 7,332,577 | 5,348,069 |
| Geography | \$ 3,427,050 | 2,834,136 | 3,327,254 | 3,815,186 | 3,524,514 | 5,546,028 |
| Interdisciplinary Humanities Center | \$ 1,046,898 | 753,551 | 444,860 | 1,852,557 | 2,505,017 | 368,387 |
| Mathematics | \$ 1,628,485 | 971,135 | 1,251,178 | 1,285,938 | 1,238,006 | 1,084,509 |
| Molecular, Cellular & Developmental Biology | \$ 5,520,534 | 2,624,437 | 5,018,135 | 3,315,925 | 3,145,733 | 3,124,427 |
| Physics | \$ 10,652,131 | 11,192,629 | 8,809,865 | 10,564,073 | 12,648,572 | 15,430,145 |
| Psychological & Brain Sciences | \$ 4,764,297 | 4,986,601 | 2,545,329 | 2,584,577 | 5,727,026 | 2,244,040 |
| Religious Studies | \$ 56,300 | 0 | 0 | 0 | 0 | 0 |
| Statistics & Applied Probability | \$ 402,900 | 639,839 | 98,538 | 148,530 | 31,902 | 0 |
| Total: | \$ 31,581,337 | 27,886,471 | 28,920,738 | 30,591,015 | 36,154,347 | 33,146,605 |

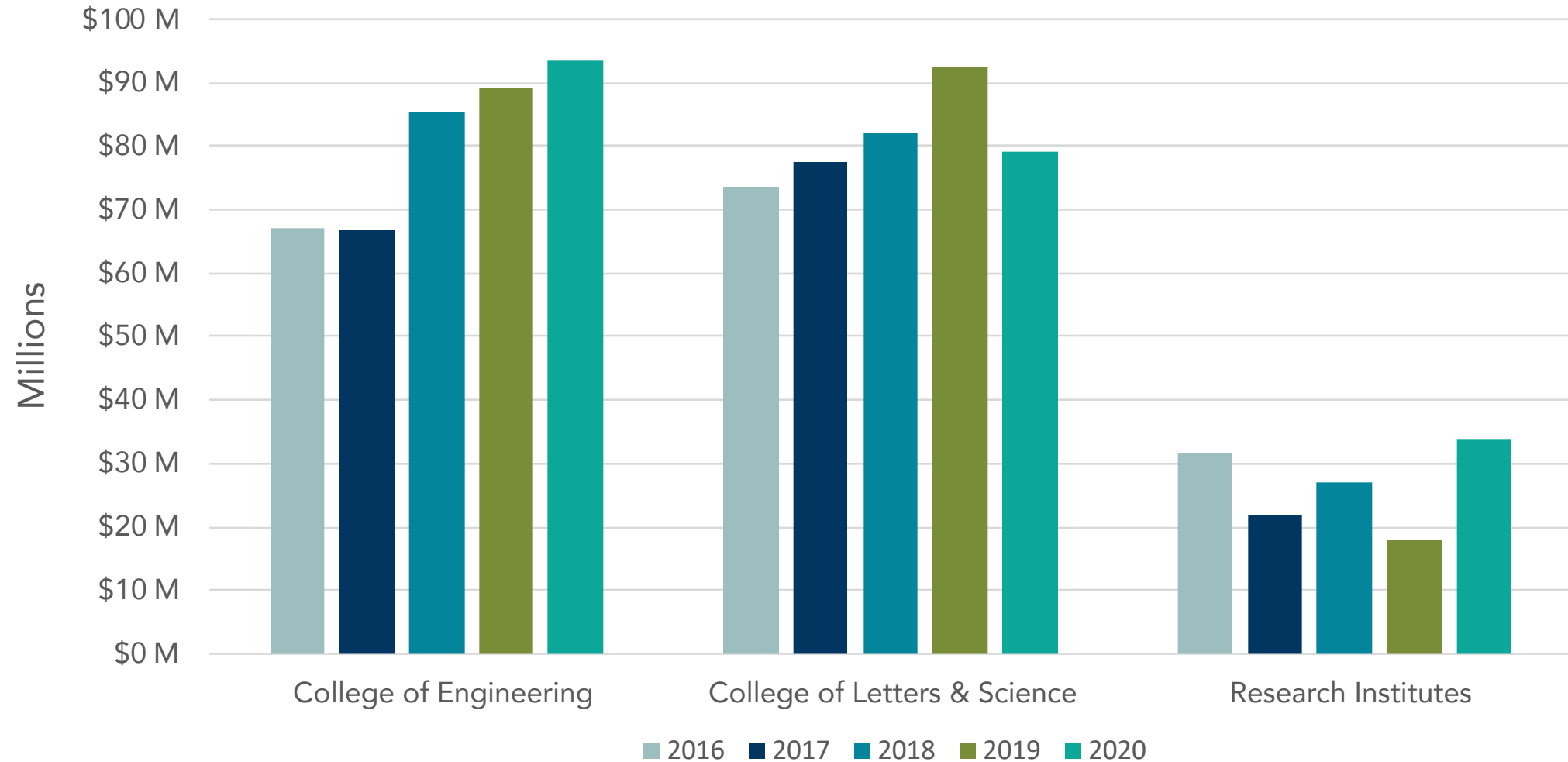
| Donald Bren School of Environmental Science and Management | 2014-15 | 2015-16 | 2016-17 | 2017-18 | 2018-19 | 2019-20 |
|---|------------------|----------------|----------------|----------------|----------------|----------------|
| Total: | \$ 15,000 | 32,000 | 0 | 0 | 0 | 0 |

| Gevirtz Graduate School of Education | 2014-15 | 2015-16 | 2016-17 | 2017-18 | 2018-19 | 2019-20 |
|---|---------------------|------------------|------------------|------------------|------------------|------------------|
| Total: | \$ 3,091,781 | 2,709,105 | 2,477,252 | 2,541,788 | 3,848,971 | 3,205,738 |

| Organized Research Units | | 2014-15 | 2015-16 | 2016-17 | 2017-18 | 2018-19 | 2019-20 |
|---|-----------|-------------------|-------------------|-------------------|-------------------|-------------------|-------------------|
| California Nanosystems Institute | \$ | 10,113,717 | 7,222,171 | 7,995,269 | 6,355,083 | 10,236,725 | 19,156,324 |
| Center for Polymers & Organic Solids | \$ | 1,373,249 | 286,000 | 1,002,187 | 524,881 | 787,940 | 1,592,062 |
| Chicano Studies Institute | \$ | 227,426 | 232,771 | 229,027 | 175,916 | 69,875 | 10,000 |
| Earth Research Institute (CCBER) | \$ | 6,500 | 2,601,707 | 11,162,433 | 609,900 | 391,250 | 177,912 |
| Earth Research Institute (ERI) | \$ | 10,629,236 | 8,948,271 | 6,649,339 | 15,396,531 | 13,382,412 | 13,973,799 |
| Institute for Collaborative Biotechnologies | \$ | 16,812,793 | 13,005,131 | 11,389,280 | 14,572,875 | 19,818,155 | 13,122,304 |
| Institute of Social, Behavioral, & Economic Research | \$ | 5,564,438 | 4,493,145 | 4,444,396 | 6,108,080 | 5,687,926 | 5,257,558 |
| Institute for Terahertz Science & Technology | \$ | 2,005,552 | 2,474,432 | 1,095,365 | 859,208 | 150,000 | 0 |
| Kavli Inst For Theoretical Physics | \$ | 5,331,515 | 9,039,118 | 4,723,546 | 6,324,686 | 388,544 | 7,771,726 |
| Marine Science Institute (MSI) | \$ | 17,977,630 | 21,780,363 | 17,781,659 | 22,614,258 | 21,076,994 | 23,114,739 |
| National Center for Ecological Analysis and Synthesis | \$ | 6,613,126 | 8,996,534 | 6,258,567 | 4,529,698 | 7,185,714 | 6,031,358 |
| Neuroscience Research Institute | \$ | 5,328,066 | 7,845,542 | 8,761,837 | 9,862,551 | 9,973,478 | 8,844,358 |
| Total: | \$ | 81,983,248 | 86,925,185 | 81,492,905 | 87,933,667 | 89,149,013 | 99,052,140 |

| Other | | 2014-15 | 2015-16 | 2016-17 | 2017-18 | 2018-19 | 2019-20 |
|---------------------------------|-----------|------------------|------------------|------------------|------------------|------------------|-------------------|
| Admissions | \$ | | | 142,000 | 0 | 0 | 0 |
| Arts & Lectures | \$ | 25,000 | 25,000 | 25,000 | 14,400 | 17,100 | 118,000 |
| Budget and Planning | \$ | | | | | | 12,602,098 |
| Center for Bioengineering | | | | | 0 | | 0 |
| Davidson Library | \$ | | 339,579 | 600,000 | 349,089 | 20,000 | 500,166 |
| Education Abroad Program | \$ | 134,409 | 80,000 | 159,740 | 118,500 | 120,000 | 136,311 |
| Facilities Management | \$ | | 1,000 | 0 | 0 | 0 | 0 |
| Graduate Division | \$ | 5,205,334 | 2,201,333 | 8,238,877 | 4,161,012 | 3,788,500 | 3,628,521 |
| Natural Reserve System | \$ | | | | 0 | 506,800 | 0 |
| Orfalia Family Childrens Center | \$ | 372,254 | 559,934 | 707,428 | 683,088 | 765,172 | 883,064 |
| Student Health Service | \$ | 113,900 | 3,100 | 59,055 | 13,750 | 0 | 0 |
| Total: | \$ | 5,850,897 | 3,209,946 | 9,932,100 | 5,339,839 | 5,217,572 | 17,868,160 |

Awards by PI Home Department 2016 - 2020



Awards by Home Department Detail 2014-2020

| College of Engineering | 2014-15 | 2015-16 | 2016-17 | 2017-18 | 2018-19 | 2019-20 |
|-----------------------------------|-----------------|-----------------|-----------------|-----------------|-------------------|-------------------|
| Chemical Engineering | 24,855,455 | 7,055,430 | 13,247,874 | 10,570,983 | 12,565,364 | 9,811,380 |
| Computer Science | 6,890,590 | 12,374,072 | 7,309,707 | 9,556,102 | 11,521,099 | 10,568,435 |
| Electrical & Computer Engineering | 19,708,358 | 23,236,554 | 23,111,808 | 34,553,533 | 31,093,936 | 35,021,679 |
| Institute For Energy Efficiency | | | | | | 100,000 |
| Materials | 21,366,558 | 20,057,389 | 15,773,093 | 22,305,081 | 24,840,199 | 22,456,992 |
| Materials Research Laboratory | 51,530 | 54,194 | 0 | 0 | 0 | 394,804 |
| Mechanical Engineering | 6,465,529 | 3,574,193 | 6,894,568 | 8,016,065 | 9,139,104 | 14,473,978 |
| Technology Management Program | 682,034 | 665,812 | 456,270 | 220,546 | 200,000 | 535,545 |
| Total: | 80020054 | 67017644 | 66793320 | 85222310 | 89,359,702 | 93,362,813 |

| College of Letters & Science | 2014-15 | 2015-16 | 2016-17 | 2017-18 | 2018-19 | 2019-20 |
|---|----------------|----------------|----------------|----------------|----------------|----------------|
| Anthropology | 2,806,646 | 1,257,915 | 12,940 | 1,482,840 | 1,205,558 | 1,084,153 |
| Art Studio | 25,000 | | 0 | 0 | 129,642 | 140,358 |
| Asian American Studies | 49,992 | 34,258 | 45,000 | 0 | 85,797 | 0 |
| Biomedical Science and Engineering | 35,694 | 37,008 | 35,571 | 36,319 | 37,088 | 0 |
| Black Studies | 12,715 | | 0 | 0 | 300,000 | 75,000 |
| Chemistry & Biochemistry | 7,197,338 | 6,177,024 | 11,177,610 | 11,100,095 | 11,395,168 | 9,637,873 |
| Chicana & Chicano Studies | | 1,500 | 11,966 | 3000 | 2,934 | 17,200 |
| Communication-CMST | | 1,052,061 | 296,557 | 274517 | 686,155 | 265,185 |
| Communication-COMM | | | | | | 5,000 |
| Earth Science | 1,235,644 | 2,277,822 | 2,560,663 | 2,316,398 | 3,430,550 | 2,786,589 |
| East Asian Languages & Cultural Studies | | 15,000 | 5,000 | 20000 | 0 | 35,499 |
| Ecology, Evolution, & Marine Biology | 6,454,040 | 5,501,632 | 6,610,354 | 5,971,990 | 8,120,949 | 5,571,145 |
| Economics | 127,050 | 489,315 | 124,747 | 10,000 | 0 | 0 |
| English | 300,000 | 524,847 | 260,000 | 1,719,816 | 0 | 67,000 |
| Environmental Studies Program | 11,324 | 154,805 | 1,615,087 | 93,108 | 1,211,264 | 865,131 |
| Feminist Studies | 5,000 | | 5,000 | 0 | 1,500 | 50,000 |
| Film Studies | 50,400 | | 0 | 0 | 0 | |
| French & Italian | 25,878 | 35,000 | 0 | 0 | 0 | |
| Geography | 6,705,035 | 11,966,541 | 17,253,393 | 13,307,862 | 10,061,529 | 9,169,886 |
| Germanic, Slavic, & Semitic Studies | | 30,000 | 30,000 | 6278 | 5,844 | 5,657 |

| | | | | | | |
|---|-------------------|-------------------|-----------------|-----------------|-------------------|-------------------|
| Global & International Studies | | 25,000 | 0 | 225000 | 23,174 | 189,727 |
| History | 199,040 | 294,571 | 198,516 | 176,317 | 441,587 | 94,864 |
| History of Art & Architecture | 161,479 | 10,000 | 0 | 170111 | 0 | 14,000 |
| Interdisciplinary Humanities Center | | 76,742 | 0 | 0 | 0 | |
| Linguistics | 75,986 | 2,973 | 425,915 | 657,448 | 91,757 | 14,169 |
| Media Arts & Technology Program | 128,785 | 997,690 | 77,639 | 107,741 | 462,368 | 164,319 |
| Mathematics | 1,628,485 | 971,135 | 1,251,178 | 1285938 | 1,538,006 | 1,384,509 |
| Molecular, Cellular & Developmental Biology | 10,761,218 | 9,225,790 | 10,400,475 | 11,748,707 | 11,371,591 | 10,597,811 |
| Music | | 155,849 | 100,000 | 0 | 0 | 450,000 |
| Philosophy | | | | 0 | 15,000 | 0 |
| Physics | 18,811,270 | 16,316,894 | 10,826,701 | 12,854,902 | 17,092,744 | 26,371,802 |
| Political Science | | 123,474 | 368,779 | 512259 | 664,210 | 238,200 |
| Psychological & Brain Sciences | 5,581,572 | 14,617,333 | 13,197,829 | 16,424,984 | 21,279,603 | 8,372,122 |
| Religious Studies | 451,499 | 515,830 | 159,740 | 118,500 | 464,521 | 238,277 |
| Sociology | 12,239 | 35,000 | 330,729 | 591,913 | 479,250 | 1,041,794 |
| Spanish and Portuguese | | | | | | 5,225 |
| Statistics & Applied Probability | 402,900 | 639,839 | 98,538 | 752,143 | 181,902 | 199,455 |
| Theatre and Dance | | 1,500 | 0 | 0 | 41,803 | |
| Writing Program | | | | 129,500 | 1,807,634 | |
| Total: | 63,256,229 | 73,564,348 | 77479927 | 82097686 | 92,629,128 | 79,151,950 |

| | | | | | | |
|--|------------------|------------------|----------------|----------------|------------------|------------------|
| Donald Bren School of Environmental Science and Manag | 2014-15 | 2015-16 | 2016-17 | 2017-18 | 2018-19 | 2019-20 |
| | 6,500,614 | 5,575,332 | 5,171,580 | 6,559,080 | 7,549,402 | 6,799,654 |
| Total: | 6,500,614 | 5,575,332 | 5171580 | 6559080 | 7,549,402 | 6,799,654 |

| | | | | | | |
|--|------------------|------------------|----------------|----------------|------------------|------------------|
| Gevirtz Graduate Schoold of Education | 2014-15 | 2015-16 | 2016-17 | 2017-18 | 2018-19 | 2019-20 |
| Counseling, Clinical, & School Psychology | 1,069,014 | 1,709,743 | 1,504,679 | 1,244,961 | 480,265 | 1,873,101 |
| Education | 2,183,193 | 1,111,326 | 1,410,842 | 1,313,827 | 2,190,267 | 1,129,136 |
| Gevirtz Graduate School of Education | 0 | 0 | 0 | 0 | 0 | 97,358 |
| Graduate School of Education | 10,000 | 60,807 | 0 | 0 | 171,009 | 171,009 |
| Total: | 3,262,207 | 2,881,876 | 2915521 | 2558788 | 2,841,541 | 3,270,604 |

| Organized Research Units | | | 2016-17 | 2017-18 | 2018-19 | 2019-20 |
|---|-------------------|-------------------|-----------------|-----------------|-------------------|-------------------|
| California Nanosystems Institute | 92,284 | 111,755 | 0 | 369,792 | 50,194 | 0 |
| Earth Research Institute (ERI) | 3,275,180 | 4,024,300 | 2,826,843 | 3,941,463 | 5,155,893 | 6,955,169 |
| Earth Research Institute (CCBER) | 6,500 | 28,000 | 0 | 80,000 | 0 | 148,889 |
| Institute for Collaborative Biotechnologies | | 295,758 | 148,149 | 225,000 | 0 | 135,216 |
| Institute of Crustal Studies | 38,000 | | 0 | 0 | 0 | 61,518 |
| Institute of Social, Behavioral, & Economic Research | 1,147,543 | 825,282 | 1,057,371 | 0 | 609,102 | 524,913 |
| Institute for Terahertz Science & Technology | 107,500 | 66,600 | 0 | 0 | 0 | 0 |
| Kavli Inst For Theoretical Physics | 5,436,516 | 9,144,118 | 5,032,645 | 6,717,042 | 549,622 | 8,136,224 |
| Marine Science Institute (MSI) | 8,314,171 | 11,903,331 | 4,565,102 | 11,052,520 | 6,524,764 | 13,166,616 |
| National Center for Ecological Analysis and Synthesis | 5,276,138 | 3,574,380 | 5,118,451 | 3,218,274 | 3,947,097 | 3,948,013 |
| Neuroscience Research Institute | 1,237,208 | 1,625,562 | 3,025,574 | 1,520,755 | 1,122,616 | 833,257 |
| Total: | 24,931,040 | 31,599,086 | 21774135 | 27124846 | 17,959,288 | 33,909,815 |

| Other | 2014-15 | 2015-16 | 2016-17 | 2017-18 | 2018-19 | 2019-20 |
|---------------------------------|------------------|------------------|-----------------|----------------|----------------|-------------------|
| Admissions | | | 142,000 | 0 | 0 | 0 |
| Arts & Lectures | 25,000 | 25,000 | 25,000 | 14,400 | 17,100 | 118,000 |
| Budget and Planning | | | | | | 12,602,098 |
| Campus Outreach Initiatives | 15,141 | | 0 | 0 | | 16,920 |
| Davidson Library | | 339,579 | 600,000 | 349,089 | 20,000 | 500,166 |
| Facilities Management | | 1,000 | 0 | 0 | | |
| Graduate Division | 5,205,334 | 2,201,333 | 8,238,877 | 4,161,012 | 3,815,167 | 3,677,854 |
| National Reserve System | 512,544 | 124,403 | 0 | 0 | 531,744 | 0 |
| Orfalea Family Childrens Center | 372,254 | 559,934 | 707,428 | 683,088 | 765,172 | 883,064 |
| Student Health Service | 113,900 | 3,100 | 59,055 | 13,750 | 0 | |
| Summer Sessions | 61,580 | | 0 | 0 | | 58,489 |
| VC Research | | 150,000 | 604,978 | 524,794 | 20,000 | 247,541 |
| VC Student Affairs | 868,729 | 14,070 | 40,000 | 40,000 | 339,000 | 177,386 |
| Womens | | | | | | 15,000 |
| Total: | 7,174,482 | 3,418,419 | 10417338 | 5786133 | 5508183 | 18,296,518 |