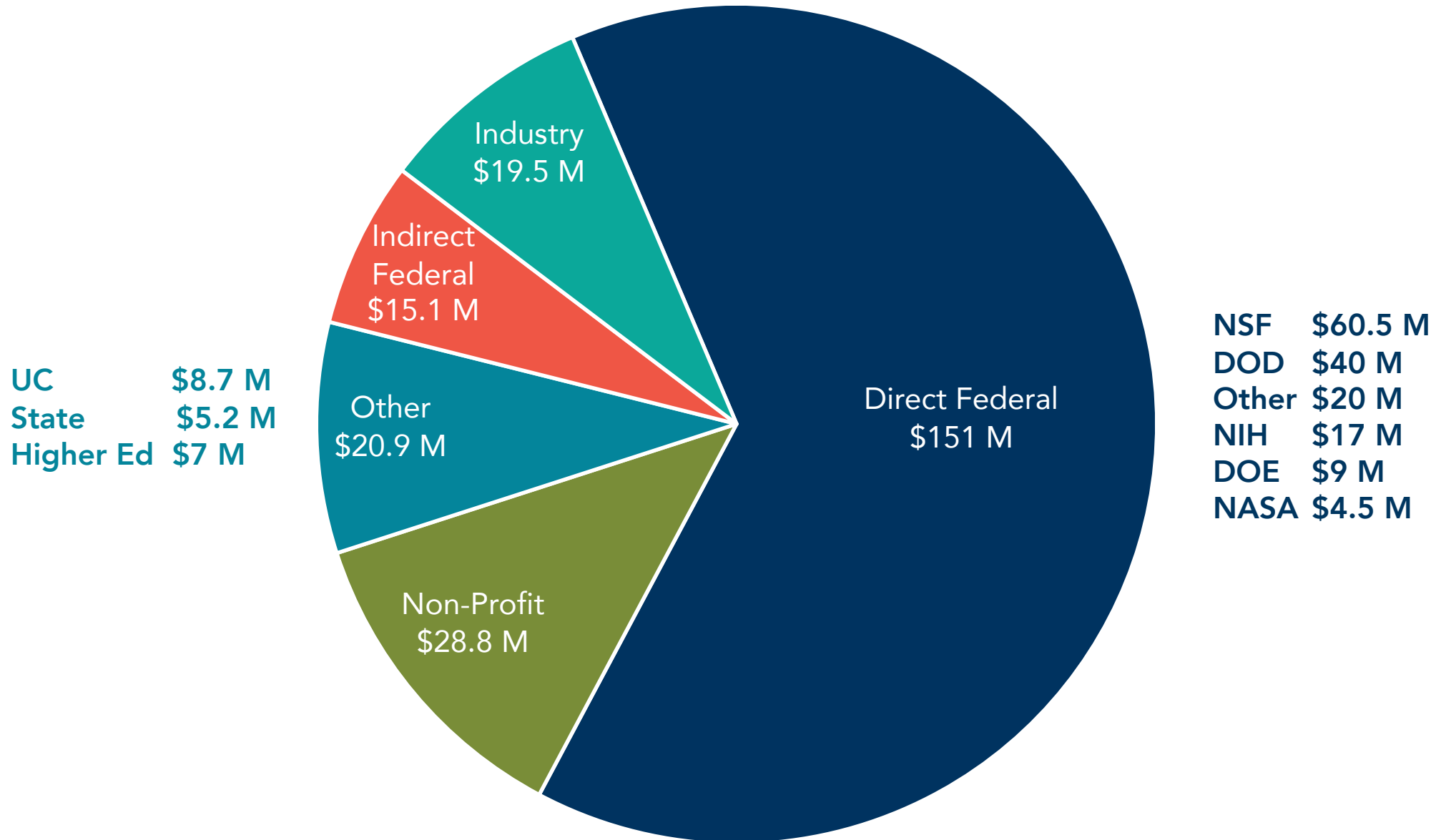
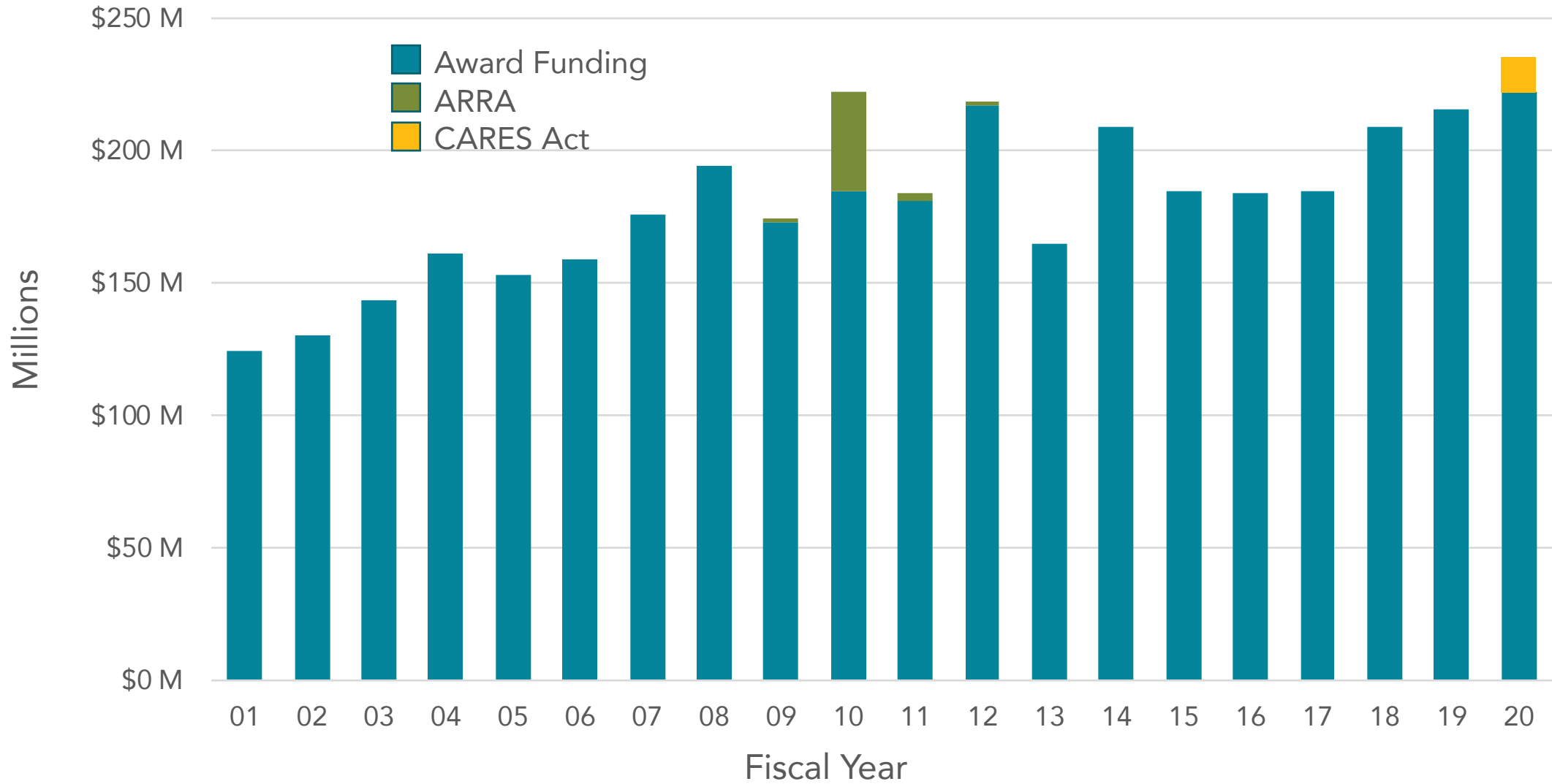


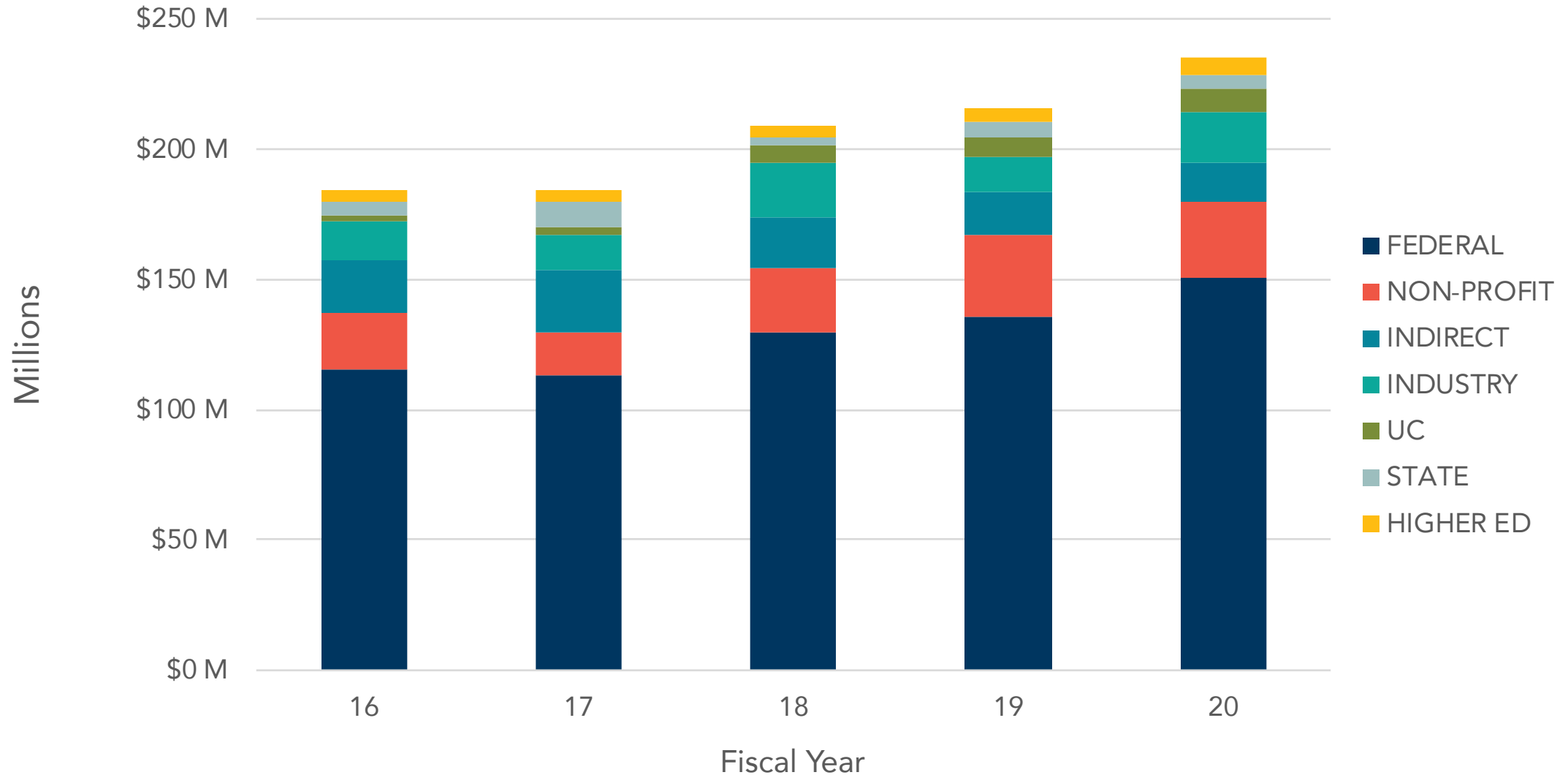
# \$235.3M Total Research Funding



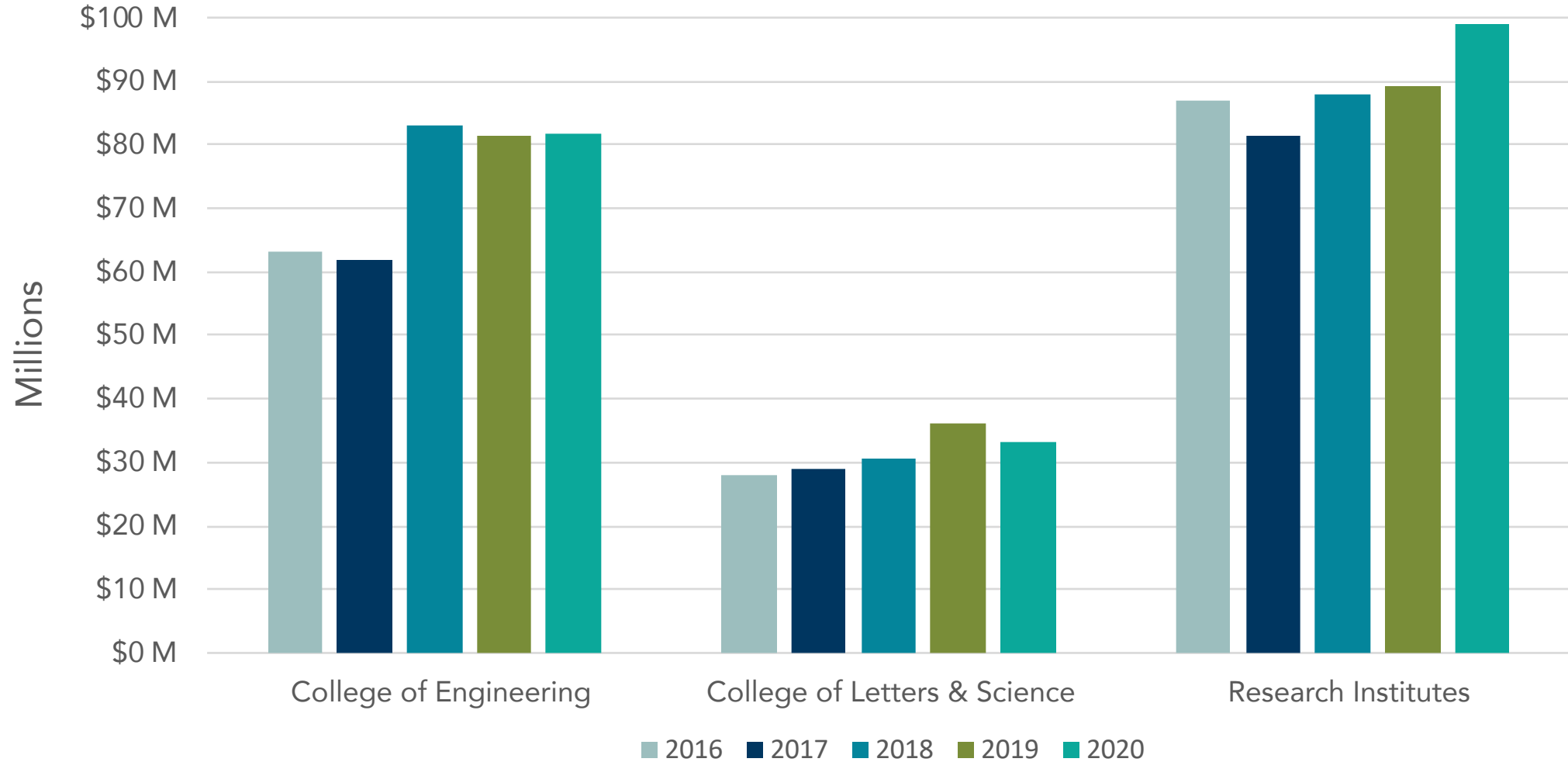
# Awards by Fiscal Year 2001 - 2020



# Awards by Sponsor 2016 - 2020



# Awards by Administrating Unit 2016 - 2020



## Awards by Administrative Department Detail 2015-2020

<b>College of Engineering</b>		<b>2015-16</b>	<b>2016-17</b>	<b>2017-18</b>	<b>2018-19</b>	<b>2019-20</b>
Chemical Engineering	\$	4,194,739	10,199,858	8,122,931	6,256,183	4,574,124
Computer Science	\$	10,570,914	7,075,148	8,458,304	11,310,792	9,873,466
Electrical & Computer Engineering	\$	15,962,801	17,286,755	27,707,867	25,049,533	27,875,657
Institute for Energy Efficiency	\$	7,109,881	5,694,903	6,882,084	3,226,733	4,340,627
Materials	\$	13,059,066	9,387,943	17,006,788	15,249,896	17,021,420
Materials Research Laboratory	\$	8,077,493	6,637,969	6,770,129	13,333,269	6,019,569
Mechanical Engineering	\$	2,512,521	3,862,242	6,641,885	5,350,935	10,059,853
Mitsubishi Chemical Center for Advanced Materials	\$	1,140,771	1,219,266	1,132,000	1,500,000	1,500,000
Technology Management Program	\$	665,812	364,742	220,546	200,000	535,545
<b>Total:</b>	<b>\$</b>	<b>63,293,998</b>	<b>61,728,826</b>	<b>82,942,534</b>	<b>81,477,341</b>	<b>81,800,261</b>

<b>College of Letters &amp; Science</b>		<b>2015-16</b>	<b>2016-17</b>	<b>2017-18</b>	<b>2018-19</b>	<b>2019-20</b>
Anthropology	\$	0	0	0	1,000	1000
Chemistry & Biochemistry	\$	3,827,843	7,425,579	7,024,229	7,332,577	5,411,443
Geography	\$	2,834,136	3,327,254	3,815,186	3,524,514	5,546,028
Interdisciplinary Humanities Center	\$	753,551	444,860	1,852,557	2,505,017	368,387
Mathematics	\$	971,135	1,251,178	1,285,938	1,238,006	1,084,509
Molecular, Cellular & Developmental Biology	\$	2,624,437	5,018,135	3,315,925	3,145,733	3,124,427
Physics	\$	11,192,629	8,809,865	10,564,073	12,648,572	15,430,145
Psychological & Brain Sciences	\$	4,986,601	2,545,329	2,584,577	5,727,026	2,244,040
Religious Studies	\$	56,300	0	0	0	0
Statistics & Applied Probability	\$	639,839	98,538	148,530	31,902	0
<b>Total:</b>	<b>\$</b>	<b>27,886,471</b>	<b>28,920,738</b>	<b>30,591,015</b>	<b>36,154,347</b>	<b>33,209,979</b>

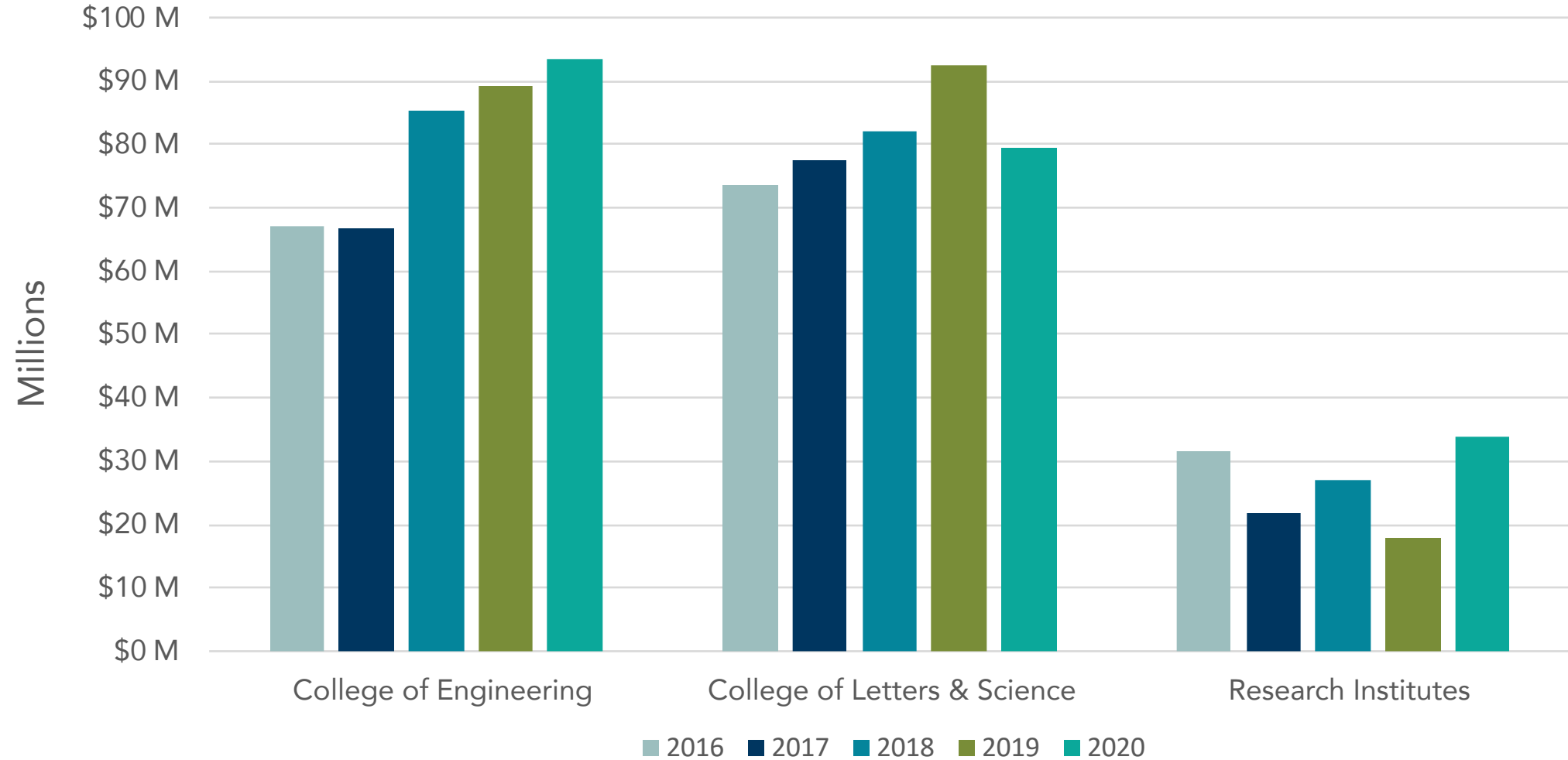
<b>Donald Bren School of Environmental Science and Management</b>		<b>2015-16</b>	<b>2016-17</b>	<b>2017-18</b>	<b>2018-19</b>	<b>2019-20</b>
<b>Total:</b>	<b>\$</b>	<b>32,000</b>	<b>0</b>	<b>0</b>	<b>0</b>	<b>0</b>

<b>Gevirtz Graduate School of Education</b>		<b>2015-16</b>	<b>2016-17</b>	<b>2017-18</b>	<b>2018-19</b>	<b>2019-20</b>
<b>Total:</b>	<b>\$</b>	<b>2,709,105</b>	<b>2,477,252</b>	<b>2,541,788</b>	<b>3,848,971</b>	<b>3,205,738</b>

<b>Organized Research Units</b>		<b>2015-16</b>	<b>2016-17</b>	<b>2017-18</b>	<b>2018-19</b>	<b>2019-20</b>
California Nanosystems Institute	\$	7,222,171	7,995,269	6,355,083	10,236,725	19,156,324
Center for Polymers & Organic Solids	\$	286,000	1,002,187	524,881	787,940	1,592,062
Chicano Studies Institute	\$	232,771	229,027	175,916	69,875	10,000
Earth Research Institute (CCBER)	\$	2,601,707	11,162,433	609,900	391,250	177,912
Earth Research Institute (ERI)	\$	8,948,271	6,649,339	15,396,531	13,382,412	13,973,799
Institute for Collaborative Biotechnologies	\$	13,005,131	11,389,280	14,572,875	19,818,155	13,122,304
Institute of Social, Behavioral, & Economic Research	\$	4,493,145	4,444,396	6,108,080	5,687,926	5,331,852
Institute for Terahertz Science & Technology	\$	2,474,432	1,095,365	859,208	150,000	0
Kavli Inst For Theoretical Physics	\$	9,039,118	4,723,546	6,324,686	388,544	7,771,726
Marine Science Institute (MSI)	\$	21,780,363	17,781,659	22,614,258	21,076,994	23,114,739
National Center for Ecological Analysis and Synthesis	\$	8,996,534	6,258,567	4,529,698	7,185,714	6,031,358
Neuroscience Research Institute	\$	7,845,542	8,761,837	9,862,551	9,973,478	8,839,992
<b>Total:</b>	\$	<b>86,925,185</b>	<b>81,492,905</b>	<b>87,933,667</b>	<b>89,149,013</b>	<b>99,122,068</b>

<b>Other</b>		<b>2015-16</b>	<b>2016-17</b>	<b>2017-18</b>	<b>2018-19</b>	<b>2019-20</b>
Admissions	\$		142,000	0	0	0
Arts & Lectures	\$	25,000	25,000	14,400	17,100	118,000
Budget and Planning	\$					12,602,098
Center for Bioengineering				0		0
Davidson Library	\$	339,579	600,000	349,089	20,000	499,887
Education Abroad Program	\$	80,000	159,740	118,500	120,000	136,311
Facilities Management	\$	1,000	0	0	0	0
Graduate Division	\$	2,201,333	8,238,877	4,161,012	3,788,500	3,628,521
Natural Reserve System	\$			0	506,800	0
Orfalia Family Childrens Center	\$	559,934	707,428	683,088	765,172	955,033
Student Health Service	\$	3,100	59,055	13,750	0	0
<b>Total:</b>	\$	<b>3,209,946</b>	<b>9,932,100</b>	<b>5,339,839</b>	<b>5,217,572</b>	<b>17,939,850</b>

# Awards by PI Home Department 2016 - 2020



## Awards by Home Department Detail 2015-2020

<b>College of Engineering</b>		<b>2015-16</b>	<b>2016-17</b>	<b>2017-18</b>	<b>2018-19</b>	<b>2019-20</b>
Chemical Engineering	\$	7,055,430	13,247,874	10,570,983	12,565,364	9,753,080
Computer Science	\$	12,374,072	7,309,707	9,556,102	11,521,099	10,564,660
Electrical & Computer Engineering	\$	23,236,554	23,111,808	34,553,533	31,093,936	35,014,864
Institute For Energy Efficiency	\$					100,000
Materials	\$	20,057,389	15,773,093	22,305,081	24,840,199	22,749,132
Materials Research Laboratory	\$	54,194	0	0	0	394,804
Mechanical Engineering	\$	3,574,193	6,894,568	8,016,065	9,139,104	14,473,978
Technology Management Program	\$	665,812	456,270	220,546	200,000	535,545
<b>Total:</b>	<b>\$</b>	<b>67017644</b>	<b>66793320</b>	<b>85222310</b>	<b>89,359,702</b>	<b>93,586,063</b>

<b>College of Letters &amp; Science</b>		<b>2015-16</b>	<b>2016-17</b>	<b>2017-18</b>	<b>2018-19</b>	<b>2019-20</b>
Anthropology	\$	1,257,915	12,940	1,482,840	1,205,558	1,084,153
Art Studio	\$		0	0	129,642	140,358
Asian American Studies	\$	34,258	45,000	0	85,797	0
Biomedical Science and Engineering	\$	37,008	35,571	36,319	37,088	0
Black Studies	\$		0	0	300,000	75,000
Chemistry & Biochemistry	\$	6,177,024	11,177,610	11,100,095	11,395,168	9,701,247
Chicana & Chicano Studies	\$	1,500	11,966	3000	2,934	17,200
Communication-CMST	\$	1,052,061	296,557	274517	686,155	265,185
Communication-COMM	\$					5,000
Earth Science	\$	2,277,822	2,560,663	2,316,398	3,430,550	2,786,589
East Asian Languages & Cultural Studies	\$	15,000	5,000	20000	0	55,696
Ecology, Evolution, & Marine Biology	\$	5,501,632	6,610,354	5,971,990	8,120,949	5,571,145
Economics	\$	489,315	124,747	10,000	0	0
English	\$	524,847	260,000	1,719,816	0	67,000
Environmental Studies Program	\$	154,805	1,615,087	93,108	1,211,264	865,131
Feminist Studies	\$		5,000	0	1,500	50,000
Film Studies	\$		0	0	0	0
French & Italian	\$	35,000	0	0	0	0
Geography	\$	11,966,541	17,253,393	13,307,862	10,061,529	9,169,886
Germanic, Slavic, & Semitic Studies	\$	30,000	30,000	6278	5,844	5,657



Global & International Studies	\$	25,000	0	225000	23,174	189,727
History	\$	294,571	198,516	176,317	441,587	94,864
History of Art & Architecture	\$	10,000	0	170111	0	14000
Interdisiplinary Humanities Center	\$	76,742	0	0	0	0
Lingustics	\$	2,973	425,915	657,448	91,757	14,169
Media Arts & Technology Program	\$	997,690	77,639	107,741	462,368	164,319
Mathematics	\$	971,135	1,251,178	1285938	1,538,006	1,384,509
Molecular, Cellular & Developmental Biology	\$	9,225,790	10,400,475	11,748,707	11,371,591	10,593,445
Music	\$	155,849	100,000	0	0	450,000
Philosophy	\$			0	15,000	0
Physics	\$	16,316,894	10,826,701	12,854,902	17,092,744	26,371,802
Political Science	\$	123,474	368,779	512259	664,210	238,200
Psychological & Brain Sciences	\$	14,617,333	13,197,829	16,424,984	21,279,603	8,430,422
Religous Studies	\$	515,830	159,740	118,500	464,521	238,277
Sociology	\$	35,000	330,729	591,913	479,250	1,041,794
Spanish and Portuguese	\$					5,255
Statistics & Applied Probability	\$	639,839	98,538	752,143	181,902	199,455
Theatre and Dance	\$	1,500	0	0	41,803	0
Writing Program	\$			129,500	1,807,634	0
<b>Total:</b>	<b>\$</b>	<b>73,564,348</b>	<b>77479927</b>	<b>82097686</b>	<b>92,629,128</b>	<b>79,289,485</b>

<b>Donald Bren School of Environmental Science and Management</b>		<b>2015-16</b>	<b>2016-17</b>	<b>2017-18</b>	<b>2018-19</b>	<b>2019-20</b>
	\$	5,575,332	5,171,580	6,559,080	7,549,402	6,799,654
<b>Total:</b>	<b>\$</b>	<b>5,575,332</b>	<b>5171580</b>	<b>6559080</b>	<b>7,549,402</b>	<b>6,799,654</b>

<b>Gevirtz Graduate Schoold of Education</b>		<b>2015-16</b>	<b>2016-17</b>	<b>2017-18</b>	<b>2018-19</b>	<b>2019-20</b>
Counseling, Clinical, & School Psychology	\$	1,709,743	1,504,679	1,244,961	480,265	1,873,101
Education	\$	1,111,326	1,410,842	1,313,827	2,190,267	1,183,233
Gevirtz Graduate School of Education	\$	0	0	0	0	97,358
Graduate School of Education	\$	60,807	0	0	171,009	171,009
<b>Total:</b>	<b>\$</b>	<b>2,881,876</b>	<b>2915521</b>	<b>2558788</b>	<b>2,841,541</b>	<b>3,324,701</b>

<b>Organized Research Units</b>		<b>2015-16</b>	<b>2016-17</b>	<b>2017-18</b>	<b>2018-19</b>	<b>2019-20</b>
---------------------------------	--	----------------	----------------	----------------	----------------	----------------

California Nanosystems Institute	\$	111,755	0	369,792	50,194	0
Earth Research Institute (ERI)	\$	4,024,300	2,826,843	3,941,463	5,155,893	6,955,169
Earth Research Institute (CCBER)	\$	28,000	0	80,000	0	148,889
Institute for Collaborative Biotechnologies	\$	295,758	148,149	225,000	0	135,216
Institute of Crustal Studies	\$		0	0	0	61,518
Institute of Social, Behavioral, & Economic Research	\$	825,282	1,057,371	0	609,102	524,913
Institute for Terahertz Science & Technology	\$	66,600	0	0	0	0
Kavli Inst For Theoretical Physics	\$	9,144,118	5,032,645	6,717,042	549,622	8,136,224
Marine Science Institute (MSI)	\$	11,903,331	4,565,102	11,052,520	6,524,764	13,166,616
National Center for Ecological Analysis and Synthesis	\$	3,574,380	5,118,451	3,218,274	3,947,097	3,948,013
Neuroscience Research Institute	\$	1,625,562	3,025,574	1,520,755	1,122,616	833,257
<b>Total:</b>	<b>\$</b>	<b>31,599,086</b>	<b>21774135</b>	<b>27124846</b>	<b>17,959,288</b>	<b>33,909,815</b>

<b>Other</b>		<b>2015-16</b>	<b>2016-17</b>	<b>2017-18</b>	<b>2018-19</b>	<b>2019-20</b>
Admissions	\$		142,000	0	0	0
Arts & Lectures	\$	25,000	25,000	14,400	17,100	118,000
Budget and Planning	\$					12,602,098
Campus Outreach Initiatives	\$		0	0		16,920
Davidson Library	\$	339,579	600,000	349,089	20,000	499,887
Facilities Management	\$	1,000	0	0		
Graduate Division	\$	2,201,333	8,238,877	4,161,012	3,815,167	3,677,854
National Reserve System	\$	124,403	0	0	531,744	0
Orfalea Family Childrens Center	\$	559,934	707,428	683,088	765,172	955,033
Student Health Service	\$	3,100	59,055	13,750	0	
Summer Sessions	\$		0	0		58,489
VC Research	\$	150,000	604,978	524,794	20,000	247,541
VC Student Affairs	\$	14,070	40,000	40,000	339,000	177,386
Womens	\$					15,000
<b>Total:</b>	<b>\$</b>	<b>3,418,419</b>	<b>10417338</b>	<b>5786133</b>	<b>5508183</b>	<b>18,368,208</b>